



Key Figures of Justice 2025



Publication Director**Pascal CHEVALIER**

Statistics, Studies and Research Department

Ministry of Justice Statistics Office

Coordination**Moustapha NIANG****Sandrine CONRAD, Viviane RAVILLY-SILVA**

Traduction**Michel DACCACHE, Emmanuel HABIMANA****and Department for European and International Affairs**

Design and printing**Nyl Communication**

Contributors**The Statistics, Studies and Research Department,**
in particular the Studies, Evaluation and Communication Office

The Ministry of Health Statistics Office

The Ministry of Justice

The Court of Cassation

The Council of State

Distribution**Statistics, Studies and Research Department**

Ministry of Justice

Key Figures of Justice

2025

Ministry of Justice Statistics Office

General Secretariat
Statistics, Studies and Research Department

13, place Vendôme - 75042 Paris Cedex 01

CONTENTS

Main figures in 2024	4
Ressources of Justice	5
Access to Law and Justice	7
Justice system professionals	9
Civil and commercial Justice	10
Criminal Justice	15
Prisons and Probation	22
Juvenile Justice	26
Administrative Justice	33
List of acronyms and abbreviations	35

Warning: the data presented in the 2025 edition of the Key Figures mainly refer to the reference year 2024. However, some data may be older for reasons of availability, or refer to 1 January 2025.

Interpretation: unless stated otherwise, the data refers to France, excluding the french overseas territories (Saint-Barthélemy, Saint-Martin, Saint-Pierre-et-Miquelon, Wallis-et-Futuna, Polynésie française, Nouvelle-Calédonie). For acronyms with an asterisk (*), see the list of acronyms and abbreviations on pages 35 and 36.

MAIN FIGURES IN 2024

2025 Budget
EUR 10.5 billion

Staff

96,161 full-time equivalents worked

Real Estate
5,980,496 m²



Judicial Courts

- 1 Court of Cassation
- 34 Courts of Appeal
- 164 Ordinary Courts
- 124 Local Courts
- 210 Labour Courts
- 122 Commercial Courts
- 12 Economic Courts
- 7 Mixed Commercial Courts
- 271 Land Courts
- 151 Juvenile Courts
- 99 Department Criminal Court
- 100 Assize Courts
- 164 Correctional Court
- 164 Police Courts

Administrative Courts*

- 1 Council of State
- 9 Administrative Courts of Appeal
- 42 Administrative Tribunals
- 1 National Asylum Court
- 1 Parking Fines Tribunal

* France, including the french overseas territories

1,887,171 decisions in **civil and commercial matters** of which 189,685 summary proceedings



295,432 cases settled by **Administrative Courts**

Criminal Justice	Total	of which juveniles
Suspects in cases processed	1,940,006	176,353
Suspects in prosecutable cases	1,224,662	116,226
Suspects prosecuted or who have carried out an alternative measure or a conditional suspension	1,058,978	100,450
Criminal response rate	86.5%	86.4%
Convictions	Total	of which pronounced by a Juvenile Court
Felonies	3,127	587
Misdemeanours	526,576	28,445
5th-class petty offences	29,741	222

Civil activity of Juvenile Court Judge

123,342 juveniles at risk for whom a Juvenile Court Judge has been appointed



178 **prisons**
61,264 places on 1 January 2025
95,376 persons taken in charge by a prison facility on 1 January 2025 of which **79,337** detainees

103,708 entering prison in 2024
97,221 released from prison in 2024



168,591 persons under supervision **in the community** on 31/12/2024



967,563 payments under **legal aid** of which:

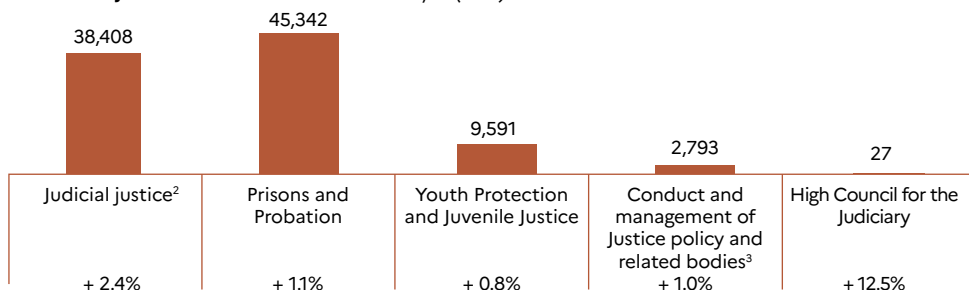
490,563 civil litigation
375,892 criminal litigation
100,900 administrative litigation



RESOURCES OF JUSTICE

Actual staff in 2025 (in full-time equivalents)

Staff of the Justice Mission¹ and variations 2024/25 (in %)



1. Staff is composed of: judges and prosecutors of the judiciary (Cat. 1); management staff (Cat. 2); court administration, rehabilitation and education staff (Cat. 3); administrative and technical staff B (Cat. 4); C supervisory staff (Cat. 5); administrative and technical staff C (Cat. 6).

2. Includes the Departement for access to law and justice staff and court staff dedicated to the 'Judicial Justice' programme.

3. Includes the resources of the central administration and of departments or institutions of common interest to the Ministry, in particular the Public Agency for Judicial Real Estate (APIJ), as well as the mortgage credit of the central administration.

Geographic scope: France, including the french overseas territories.

Sources: Initial Budget Acts of 2024 and 2025.

The Justice budget

	Amounts (in EUR million)		Variation 2024/25 (in %)
	2024	2025	
Payment appropriations	10,084.0	10,465.6	+ 3.8
including staff costs	5,053.1	5,118.2	+ 1.3
Breakdown by programme (in EUR million) and variation 2023/24 (in %) - payment appropriations			
	3,806.8	4,181.9	
	961.2	802.4	
		707.7	
			5.6
Judicial justice ¹			
Prisons and Probation			
Youth Protection and Juvenile Justice			
Access to Law and Justice			
Conduct and management of justice policy			
High Council for the Judiciary			
	+ 1,5%	+ 6,1%	+ 1,2%
	+ 9,0%	+ 0,7%	+ 9,8%
Authorisation of commitments (in EUR million)	12,159.9	9,984.8	- 17.9
Share of the Justice Mission in the general State budget - payment appropriations - (in %)	3.3	3.4	0.1

1. The 'Judicial Justice' programme groups together all the resources attributing to the judicial Courts as well as the National Criminal Records office, the National School for Clerks (ENG) and the National School for the Judiciary (ENM).

Geographic scope: France, including the french overseas territories.

Sources: Initial Budget Acts of 2024 and 2025.

Real Estate in 2025¹

	2024		2025	
	Number of sites	Floor area (in m ²)	Number of sites	Floor area (in m ²)
Across the Ministry²	1,653	5,712,564	1,679	5,980,496
Central Administration ³	31	106,326	31	105,077
Directorate of Judicial Services (DSJ) ⁴	633	2,010,487	659	2,105,968
Directorate of Prison and Probation (DAP) ⁵	427	3,287,447	427	3,457,601
Directorate of Judicial Youth Protection (DPJJ) ⁶	562	308,304	562	311,85

1. 2024 consolidated data.

2. Premises owned, rented and made available (excluding staff accommodation, car parks, garages, holiday centers and operators).

3. Île-de-France (region including the capital, Paris) and province (i.e. all the other regions).

4. "Palais de Justice" (i.e. tribunals, Courts of appeal), regional administrative departments (SAR) of appeal Courts, ENG*.

5. Probation Services (SPIPs), inter-regional directorates of prison services (DISPs).

6. PJJ* Facilities and services (CEF*, UEHC*, UEHD*, UEMO*, UEAJ*, etc.), PJJ* interregional directorates, PJJ territorial directorates, ENPJJ*.»

Geographic scope: France, including the french overseas territories.

Source: Ministry of Justice, SG, Office for Real Estate Strategy and Policy.

Court costs - Legal aid

	Amounts (in EUR million)			Variation 2024/25 (en %)
	2023	2024	2025	
Court costs	660.4	674.4	748.5	+ 11.0
Civil and commercial justice	55.1	52.7	60.4	+ 14.6
<i>Social enquiry, expenses relating to guardianship proceedings, insolvency proceedings, etc.</i>				
Criminal justice (all types of offences)	605.3	621.7	688.1	+ 10.7
<i>Remuneration of experts (psychiatrists, psychologists, etc.)</i>				
Legal aid				
Authorisation of commitments, opened appropriations LFI*	641.0	658.5	660.9	+ 0.4
Actual expenditure (RAP*)	637.9	657.3	NA	NA

Geographic scope: France, including the french overseas territories.

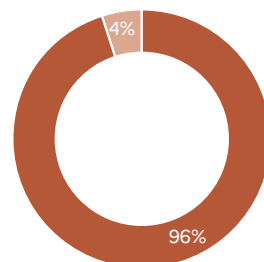
Sources: Ministry of Justice, DSJ*, PAP* 2023, 2024, 2025 (legal costs); Ministry of Justice, SADJAV*, RAP* 2023 and 2024, LFI* 2024 and 2025 (legal aid).

ACCESS TO LAW AND JUSTICE

Legal representation fees covered by legal aid in judicial and non-judicial procedures in 2024

	2024	In %
TOTAL	1,412,598	100
Legal aid	967,563	68.5
In civil matters	490,771	34.7
Court of Appeal	67,734	4.8
Ordinary and Commercial Courts	267,877	19.0
<i>of which family court judge</i>	124,554	8.8
<i>liberty and detention judge¹</i>	98,394	7.0
Juvenile Court Judge (children at risk)	106,241	7.5
Other civil proceedings	48,919	3.5
<i>of which judicial hearing of a child</i>	24,182	1.7
In criminal matters	375,892	26.6
Court of Appeal	11,945	0.8
Proceedings in the field of felonies	22,907	1.6
Proceedings in the field of misdemeanours	309,424	21.9
Proceedings in the field of petty offences	1,510	0.1
Other criminal proceedings	30,106	2.1
<i>of which enforcement of sentences</i>	24,585	1.7
In administrative matters	100,900	7.1
<i>of which proceedings concerning foreigners' rights</i>	88,689	6.3
Aid for assistance by a lawyer in non-judicial procedures	445,035	31.5

967,563 payments under legal aid scheme in 2024

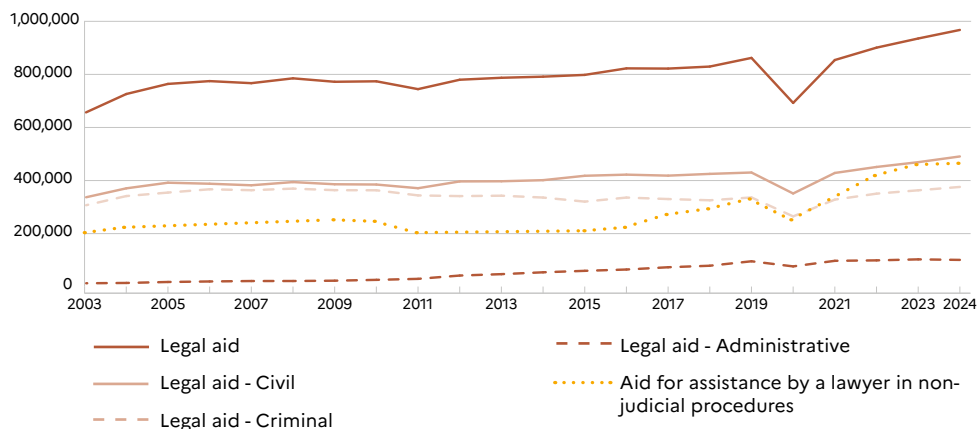


■ Total legal aid
■ Partial legal aid

1. Including appeals against liberty and detention judge (JLD*) decisions on psychiatric care.

Source: Ministry of Justice, SG, SSER, UNCA data analysis - CARPA fund treasury statements.

Number of payments under the legal aid scheme in judicial and non-judicial procedures since 2003



Source: Ministry of Justice, SG, SSER, UNCA data analysis - CARPA fund treasury statements.

Legal representation fees financed under the legal aid schemes in 2024

	Amounts paid (in EUR million)
Total	619.3
Legal aid	511.9
In civil matters	284.4
In criminal matters	174.0
In administrative matters	53.4
Aid for assistance by a lawyer in non-judicial procedures	107.4

Source: Ministry of Justice, SG, SSER, UNCA data analysis - CARPA fund treasury statements.

Compensation for pre-trial detention in 2024

Requests made to the First Presidents of the courts of appeal	
Number of requests	623
Number of appeals	50
Number of decisions	566
<i>including adverse decisions</i>	8
<i>including complete or partial reversal decisions</i>	481
Average amount paid per case (in EUR)	26,959
Total amounts paid (in EUR)	12,967,403
Number of pending cases	764
National Commission for Compensation for Pre-trial Detention	
Number of appeals	48
Number of decisions	45
<i>including decisions of rejection, inadmissibility and others</i>	20
<i>including reversal decisions</i>	25
Average processing time (months)	11
Average duration of compensated pre-trial detention (days)	365
Number of pending cases	NA

NA: Not Available

Sources: Ministry of Justice, SG, SSER, 'Cadres du parquet' survey and survey on the follow-up of compensation for wrongful pre-trial detention; Court of Cassation - Nomos.


Victims of offences in 2024

Compensation to victims	
Number of open cases	23,236
Number of decisions	25,013
Total amounts allocated (in EUR)	979,948,842
Number of Number of compensation claims pending on 31 December 2024	23,715
Victim support associations	
Number of associations subsidised by the Ministry of Justice	218
Number of persons receiving support from these associations	469,776
<i>in criminal matters</i>	409,413
<i>in civil matters</i>	60,363

Source: Ministry of Justice, SG, SSER, 'Cadres du parquet' survey and survey of victim's associations.

Access to law in 2024

2,981 legal advice centers (*Point-Justice*) of which
146 *MJDs** with 1,5 million visitors in 2024¹



1 single phone number for access to Law
30 39

A budget of EUR 16.1 million in 2024 up by 10% over one year

48% of the 2,804 one-stop government services desks (*France services*) provide legal advice¹



1. On 31 December 2024.

Geographic scope: France, including the french overseas territories.

Sources: Ministry of Justice, SG, SSER, survey of Justice conciliators, survey of appointed prosecutors and mediators appointed by prosecutors; Civil Affairs and Seals Directorate (DACs*), PEJC*.

JUSTICE SYSTEM PROFESSIONALS

Numbers on 31 December 2024

2,686	judicial conciliators
73,998	lawyers ¹
940	non-career prosecutor delegates
280	mediators appointed by prosecutors ²
29,724	police prosecutors
227	commercial court clerks
3,775	Justice commissioners
165	insolvency practitioners
328	liquidators
17,484	notaries

1. On 1 January 2023.

2. Also known as criminal mediator

Sources: Ministry of Justice, SG, SSER, survey of Justice conciliators, survey of appointed prosecutors and mediators appointed by prosecutors; Civil Affairs and Seals Directorate (DACs*), PEJC*.

Activity of judicial conciliators in 2024

Number of completed claims	192,967
claims by litigant	185,072
claims by the judge	7,895
Number of conciliated cases	89,023
Conciliation rate	46.1%

Source: Ministry of Justice, SG, SSER, survey of judicial conciliators.

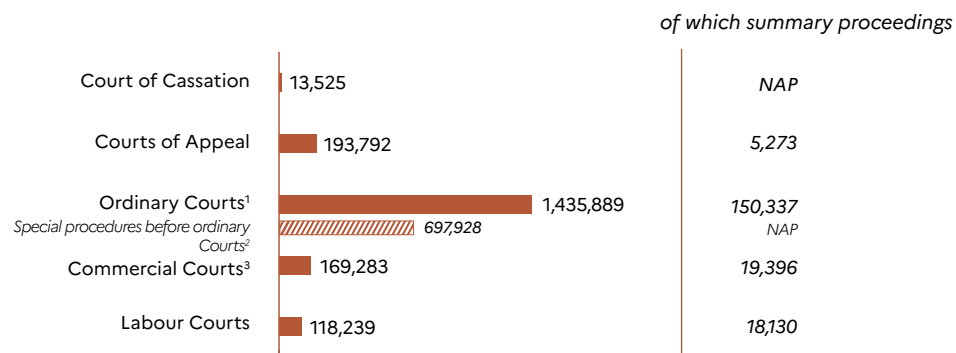
Activity of mediators appointed by prosecutors in 2024

Number of mediations completed	2,623
Number of successfully completed mediations	1,744
Mediation rate	66.5%

Source: Ministry of Justice, SG, SSER, survey of appointed prosecutors and mediators appointed by prosecutors.

CIVIL AND COMMERCIAL JUSTICE

New cases in 2024



1. Excluding conjugal breakdowns.

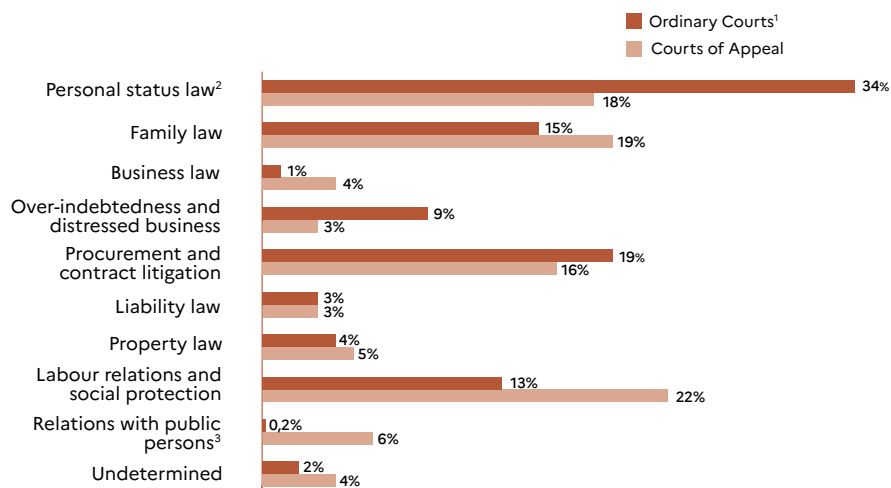
2. Special procedures before ordinary Courts*: requests, payment orders, attachment of earnings, preliminary attempts at conciliation and political election disputes.

3. Commercial chambers of the Ordinary Courts (TJs)*, Commercial Courts and mixed Commercial Courts.

NAP: Not Applicable

Sources: Ministry of Justice, SG, SEM, SSER, General Civil Register; Court of Cassation - Nomos.

Nature of new cases (excluding summary proceedings)



1. Ordinary Courts (excluding conjugal breakdowns and special procedures), Local Courts, Labour Courts, Commercial Courts.

2. Includes, for example, incapacity of minors and legal protection of adults.

3. Includes, for example, litigation over the liability of public persons.

Source: Ministry of Justice, SG, SSER, General Civil Register.

Pending cases on 31 December 2024

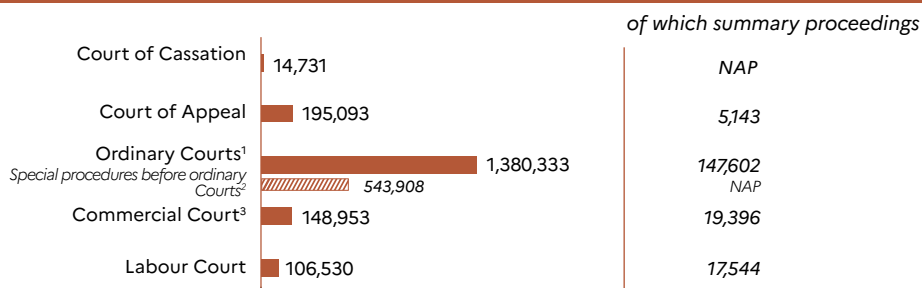
	All cases	Average age of pending cases (months)
Court of Cassation	18,882	10.9
Courts of Appeal	235,310	19.2
Ordinary Courts ¹	107,652	21.1
Commercial Courts ²	495,092	80.0
Labour Courts	142,617	16.0

1. Excluding conjugal breakdowns.

2. Commercial chambers of the Ordinary Courts (TJs)*, Commercial Courts and mixed Commercial Courts.

Sources: Ministry of Justice, SG, SSER, General Civil Register; Court of Cassation - Nomos.

Cases completed in 2024



1. Excluding conjugal breakdowns.

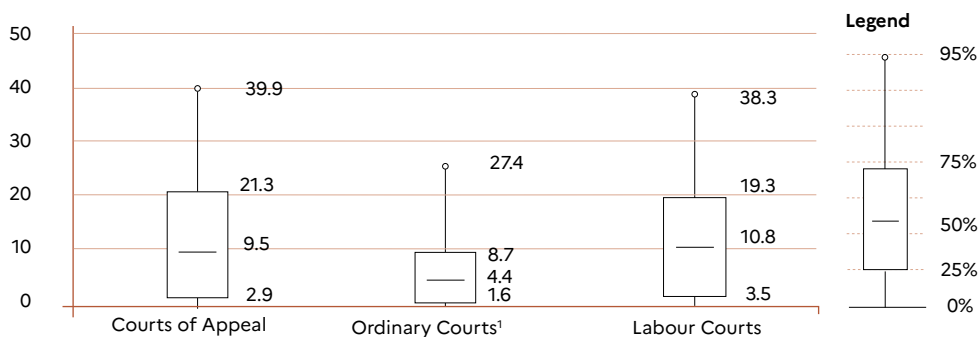
2. Special procedures before Ordinary Courts*: requests, payment orders, attachment of earnings, preliminary attempts at conciliation and political election disputes.

3. Commercial chambers of the Ordinary Courts (TJs)*, Commercial Courts and mixed Commercial Courts.

NAP: Not Applicable

Sources: Ministry of Justice, SG, SSER, General Civil Register; Court of Cassation - Nomos.

Duration of civil litigation cases in 2024 (months)



Interpretation: before the Courts of Appeal,

- 25% of cases are closed within 2.9 months

- 50% of cases are closed within 9.5 months

- 75% of cases are closed within 21.3 months

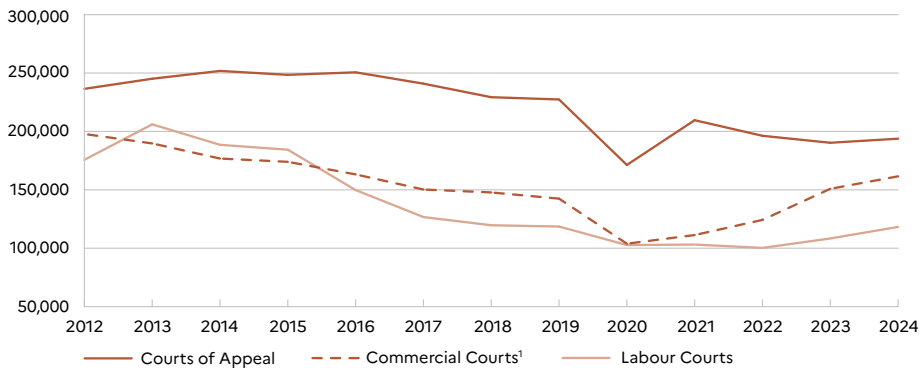
- 95% of cases are closed within 39.9 months

1. Excluding conjugal breakdowns.

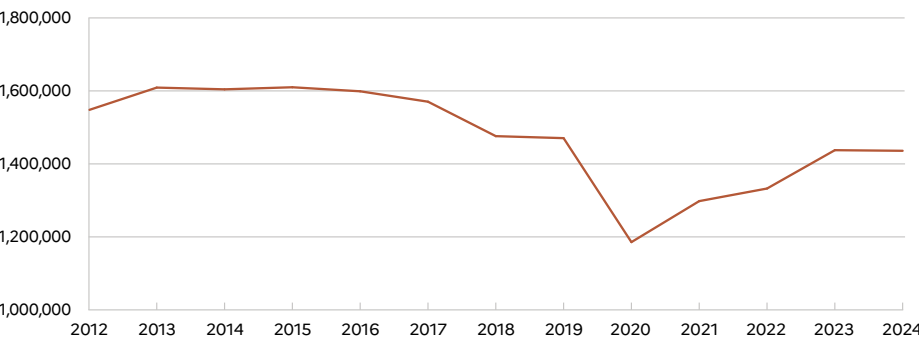
Source: Ministry of Justice, SG, SSER, General Civil Register.

Variation in the volume of new cases

Courts of Appeal, Labour Courts and Commercial Courts



In Ordinary Courts²



1. Commercial chambers of the Ordinary Courts (TJs)*, Commercial Courts and mixed Commercial Courts.

2. Excluding conjugal breakdowns and special procedures. The data has been revised compared with previous editions and there is no longer break in series.

Source: Ministry of Justice, SG, SSER, General Civil Register

Rate of appeal¹ against judgements on the main action 1st instance judgements in 2023



1. Rate of appeal = the number of decisions on the main action 1st instance judgements in 2023 divided by the number of claims to the Courts of Appeal in 2023 and 2024 on initial decisions handed down in 2023.

2. Excluding conjugal breakdowns and special procedures.

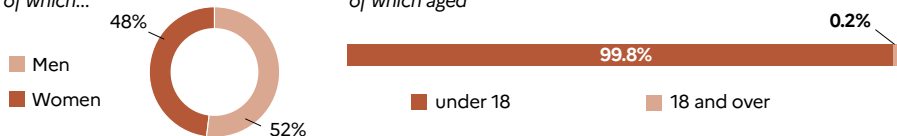
3. Commercial chambers of the Ordinary Courts (TJs)*, Commercial Courts and mixed Commercial Courts.

Source: Ministry of Justice, SG, SSER, General Civil Register.

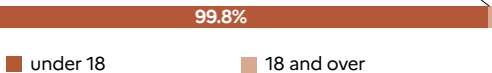
Additional 2024 indicators

Nationality¹

34,749 acquisitions of French citizenship by declaration (including advance declaration)
of which...



of which aged



3,435 rejections of registration of declaration of acquisition of French citizenship and closed without further action
2,151 acquisitions without official acts (certificates issued on the basis of birth and residence)

1. Acquisitions of citizenship by decree (naturalisation and reinstatement) and by declaration (by marriage or by ascendants and siblings) do not fall within the remit of the Ministry of Justice.

Personnal status and liberties

Protection of liberties

183,651 requests before the liberty and detention judge
of which 137,117 relating to psychiatric care without consent
46,534 relating to decisions on the administrative detention of foreign persons
173,386 decisions handed down by the liberty and detention judge

Legal protection for adults

65,155 legal protection measures opened
of which

Measure	Total	of which managed by the family
Curatorships	34,810	6,325
Guardianships	29,680	9,546
Mesure of judicial assistance	424	0
Judicial protective supervision	241	45

43,271 family accreditations
1,826 mandate of future protection drawn up (by notarial or private agreement)

Incapacity of minors

63,573 emancipation or guardianship proceedings requests or as part of a legal administration

Family litigation

189,192 files for custody of minor children after parental separation²
of which

Category	Count
post-divorces requests	39,265
requests of unmarried parents	149,623

17,534 applications relating to filiation
10,432 applications relating to undivided co-ownership and division
6,902 applications for protection orders in cases of domestic violence

2. Requests relating to parental authority, children's habitual residence, visiting rights and child maintenance.

Source: Ministry of Justice, SG, SSER, General Civil Register.

Non-payments

Unpaid debts litigation (excluding payment orders)

322,439 requests relating to litigation for unpaid debts
of which *263,839* before ordinary Courts
58,600 before Commercial Courts

Payment orders

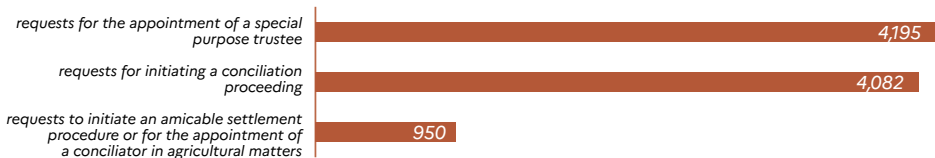
418,043 requests for payment orders
of which *230,694* for debt claims relating to loans, leases or guarantee deposits
106,151 for debt claims relating to a service
7,887 objections to payment orders

Over-indebtedness of individuals

29,352 claims to the protection judge in charge of over-indebtedness
of which *10,431* claims during examination of the case by over-indebtedness commissions
18,921 other claims

Companies in difficulty (TC*, TJ*, TMC*)

9,227 requests for initiating preventive proceedings
of which



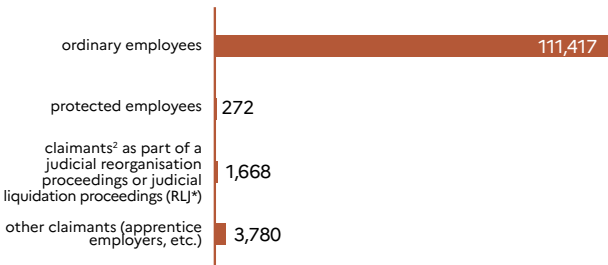
76,307 requests for initiating insolvency proceedings¹

1. Safeguard, receivership proceedings, liquidation proceedings and business recovery.

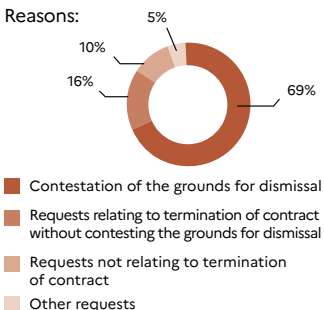
Employment litigation

117,137 requests before Labour Courts

Applicants:



Reasons:



2. Insolvency practitioners, creditors representatives and liquidators.

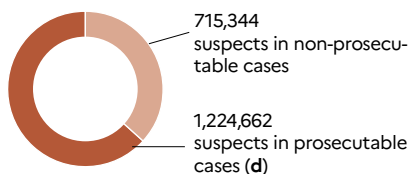
Source: Ministry of Justice, SG, SSER, General Civil Register.

CRIMINAL JUSTICE

Activity of public prosecution offices in 2024

New cases registered	4,299,473
Cases processed ¹	3,979,562
without suspect	2,246,648
with a suspect	1,527,250
with two or more suspects	205,664

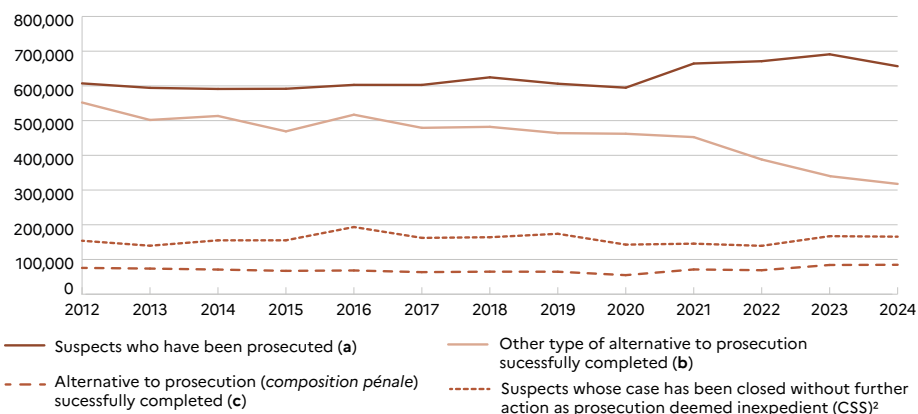
1,940,006 persons suspected in cases processed in 2024



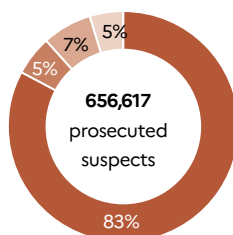
Reasons for non-prosecution:

- 442,469 insufficient evidence
- 94,437 unsolved cases
- 85,333 absence of an offence
- 60,883 statute of limitation
- 23,177 absence of criminal liability
- 8,478 procedural irregularities
- 510 immunities
- 57 others

Orientations of suspects in prosecutable cases



- before the Correctional Court
- before the investigating judge
- before the Juvenile Court Judge
- before the Police Court



Criminal response rate

$$= (a+b+c)/d = 86.5\%$$

Outcomes of prosecution:

- 211,522 penalty order
- 104,150 summons by judicial police officer (OPJ)*
- 120,728 guilty plea procedures (CRPC)*
- 59,891 immediate hearings
- 34,565 summonses delivered by the prosecutor PV*
- 7,885 summonses by claimants
- 5,756 deferred hearings

1. Without non registered cases.

2. Reasons: failed searches, complaint withdrawn or failure to act by the complainant, impaired mental state, behaviour of the victim, victim compensated ex officio, ex officio regularisation, non-proportionate or inappropriate prosecution.

Source: Ministry of Justice, SG, SSER, General Civil Register.

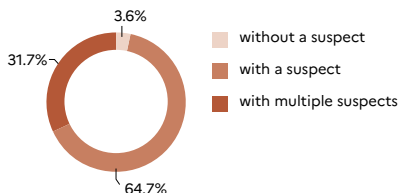
The activity of investigating judges in 2024

16,759 new cases, from

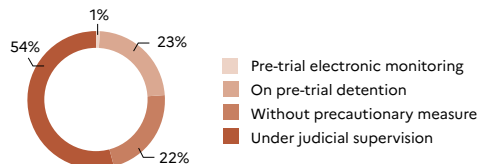


14,828 cases for which a closing order was issued during the year

16,759 new cases of which



22,305 persons referred to a trial court, of which



28,144 indictments

Source: Ministry of Justice, SG, SSER, Cassiopée data file.

Cases for which a closing order was issued during the year according to the ensuing proceedings

	Number of suspects	Median ¹ duration of investigation (months)
Total	29,394	29
Indictment before the Assize Court	2,197	28
Indictment before the Departement Criminal Court	2,024	28
Referral to the Correctional Court	15,789	27
Referral to the Juvenile Court or the Juvenile Court judge	1,667	30
Decision to drop the charges	7,089	35
Referral for CRPC*	628	36

1. Between the initial submission by the public prosecutor and the closing order by the investigating judge.

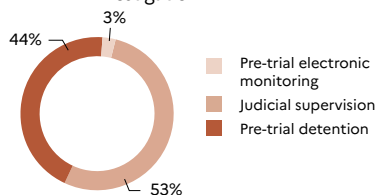
Interpretation: in 2024, half of the cases where charges were dropped lasted less than 37 months.

Source: Ministry of Justice, SG, SSER, Cassiopée data file.

Security measures taken by the JLD*, the investigating judge, the Correctional Court or the Juvenile Courts in 2024

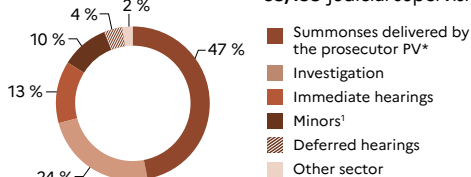
Security measures ordered during investigation

30,809 security measures following an investigation



Type of proceedings where judicial supervisions were ordered

68,438 judicial supervisions

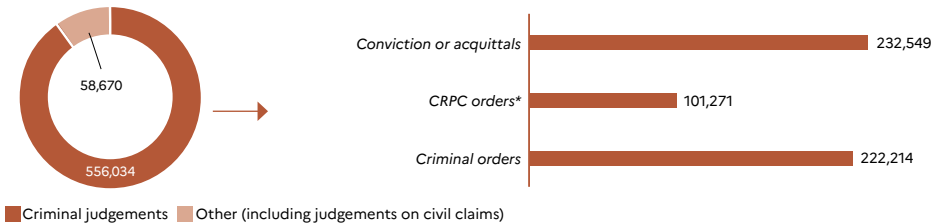


1. Handed down by Juvenile Courts. On the previous years, some ordered by these Courts had been recorded as «Other sector».

Source: Ministry of Justice, SG, SSER, Cassiopée data file.

Judicial decisions pronounced by Criminal Courts in 2024¹

614,704 Judgements handed down by the **Correctional Courts**



7,214 Judgements handed down by the **Court of Cassation**

288,421 Criminal orders and **48,622** Judgements handed down by the **Police Courts**²

1,387 Judgements handed down by **Assize Courts** of first instance of which **589** appeals lodged

81,286 Judgements handed down by the **Courts of Appeal**

Chamber of criminal appeals	33,405
Chamber for the enforcement of sentences	6,625
Investigation Chamber	40,722
Assize Courts of Appeal	534
of which 181 appeals lodged before the Court of Cassation	

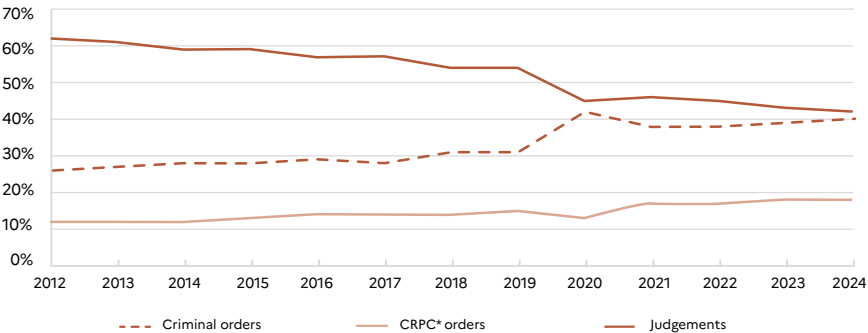
656 Judgements handed down by the **Department Criminal Courts**³ of which **180** appeals lodged

44,803 Judgements handed down by the **Juvenile Courts and Judges**

- 1. In judgement-persons for Juvenile Courts and judges. In judgements for Police Courts, Correctional Courts, the Court of Cassation, Courts of Appeal and Assize Courts. A judgement involving two persons is worth two judgement-persons, i.e. as many judgements as persons involved.
- 2. Data from Police Courts on 5th Class petty offences have been unavailable.
- 3. Concerns only Criminal Courts sitting at the Court of Appeal.

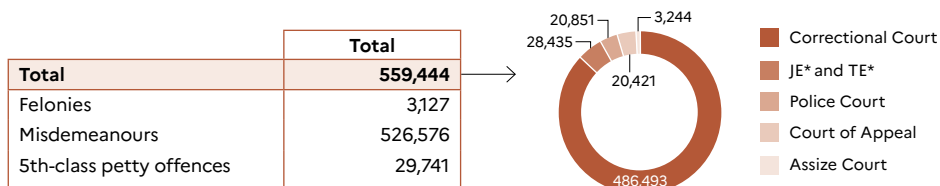
Sources: Ministry of Justice, SG, SSER, 'Cadres du parquet' survey, Juvenile Court dashboards, Cassiopée data file; Court of Cassation - Nomos.

Judgements handed down by Correctional Courts



Source: Ministry of Justice, SG, SSER, Cassiopée data file.

Convictions in 2024



Source: Ministry of Justice, SG, SSER, data analysis of the National Criminal Record for Natural Persons (provisional data).

Convictions and alternative to prosecution in 2024 by type of main offence

	Convictions	of which handed down by Juvenile Courts	Alternative to prosecution
Total	559,444	29,254	53,802
Felonies	3,127	587	NAP
Rape	1,892	424	NAP
Intentional homicide and violence	885	88	NAP
Aggravated theft	303	ND	NAP
Other felonies	47	<5	NAP
Misdemeanours	526,576	28,445	50,895
Road traffic and transport	209,598	1,524	26,147
Offences against property	85,891	11,741	2,876
<i>Theft, concealment</i>	63,723	9,078	1,608
<i>Swindling, breach of trust</i>	11,461	1,134	635
<i>Destruction, damage</i>	10,707	1,529	633
Personal injury	120,033	7,709	15,260
<i>Assault and battery</i>	80,724	5,316	11,533
<i>Involuntary manslaughter or injury</i>	7,662	104	954
<i>Sexual misdemeanours</i>	9,723	1,265	238
<i>Other personal injuries</i>	21,924	1,024	2,535
Drug offences	51,716	5,518	1,724
Economic and financial offences	10,284	96	905
Administrative and judicial order offences	25,913	1,090	1,331
Trade and transport of weapons	8,433	466	741
Forgery of public or private documents	6,158	ND	461
Environmental offences	2,203	<5	828
Other misdemeanours	6,347	282	622
5th-class petty offences	29,741	222	2,907
Road traffic	17,582	ND	1,046
Low-level intentional or unintentional violence	5,094	139	850
Offences against property	2,033	57	183
Environmental offences	2,086	<5	393
Other petty offences	2,946	16	435

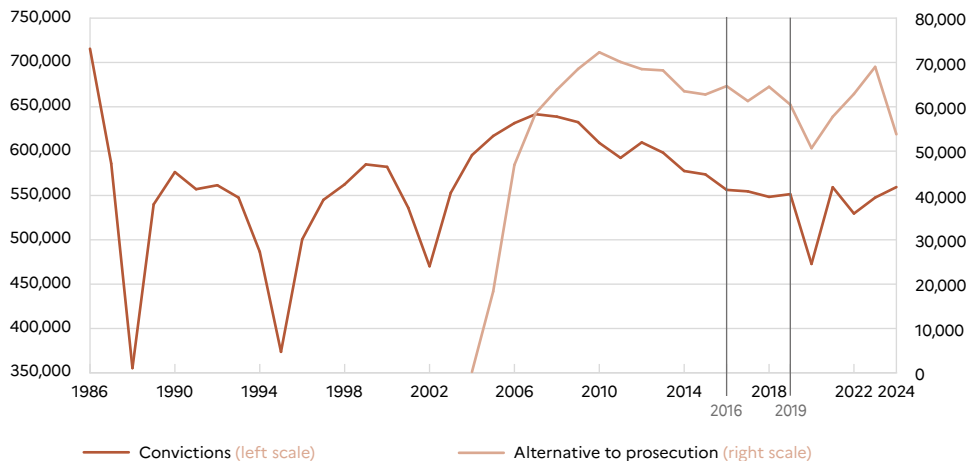
<5: non-zero headcount less than 5, not disclosed due to the application of statistical confidentiality rules.

ND: headcount over or equal 5, not disclosed due to the application of statistical confidentiality rules.

NAP: Not Applicable

Source: Ministry of Justice, SG, SSER, data analysis of the National Criminal Records for natural persons (provisional data).

Convictions and alternative to prosecution since 1986



Note 1: the decreases in 1988, 1995 and 2002 are due to amnesty laws.

Note 2: the 2023 data are semi-definitive, the 2024 data are provisional.

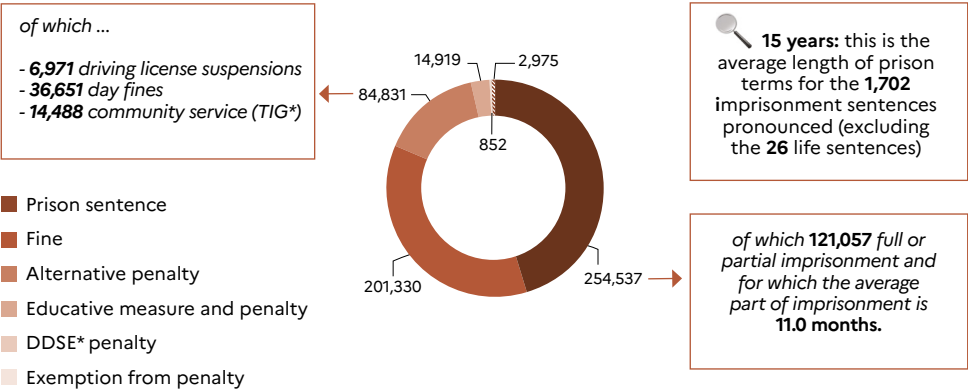
Note 3: vertical bars indicate a break in the series due to the unavailability of data from Police Courts from 2016 to 2019.

Source: Ministry of Justice, SG, SSER, statistical data of the National Criminal Records for natural persons.

Convictions in 2024¹

Felonies, misdemeanours, 5th-class petty offences

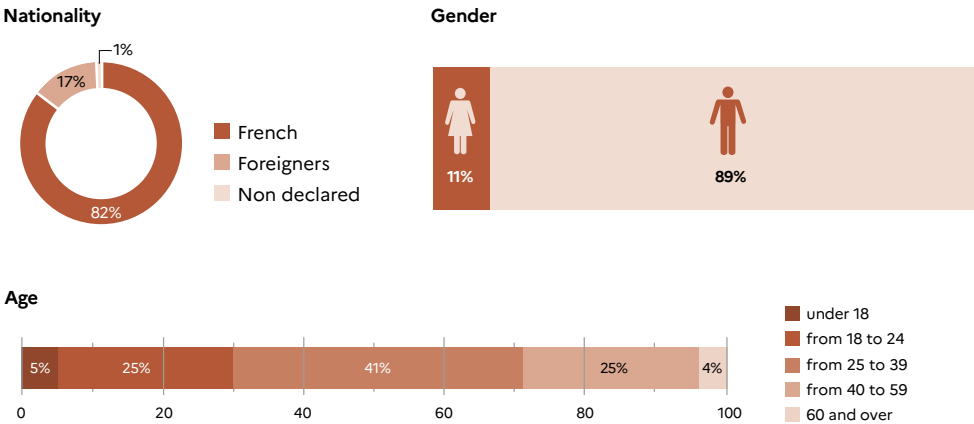
559,444 main sentences and measures handed down



1. Provisional data.

Source: Ministry of Justice, SG, SSER, data analysis of the National Criminal Records for natural persons.

> Sociodemographic characteristics of the **453,640** convicted persons



1. Provisional data.

Source: Ministry of Justice, SG, SSER, data analysis of the National Criminal Records for natural persons.

Recidivists and repeat offenders among convicted persons in 2024¹ (excluding alternative to prosecution)

The recidivism rate is the proportion of convicted persons in 2024 who subsequently re-offended in the sense of articles 132-8 to 132-10 of the Criminal Code.

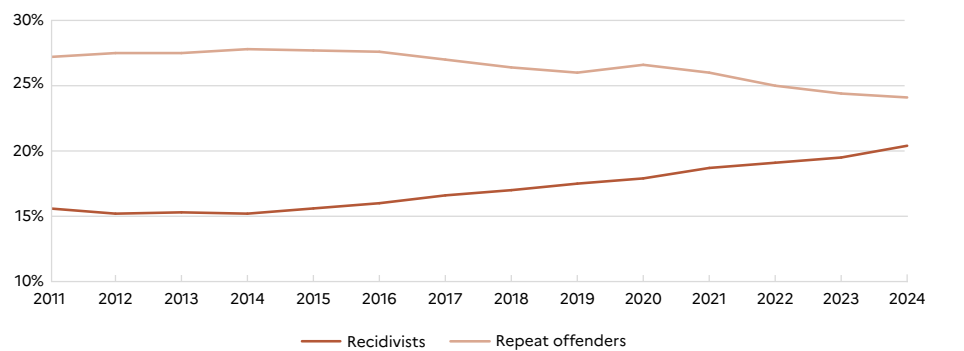
The repeat offence rate corresponds to the proportion of convicted persons in 2024 who were not recidivists in the legal sense but who had already been convicted of a misdemeanour or felony in the previous five years.

Recidivists and repeat offenders among those convicted in 2024			
Nature of the main offence punished	Recidivism rate (%) (a)	Repeat offence rate (%) (b)	Total (%) (a+b)
Felonies	9.8	25.3	35.1
Intentional homicide	9.1	34.7	43.8
Rape	5.5	20.6	26.1
Aggravated theft	30.4	28.3	58.7
Misdemeanours	20.4	24.1	44.5
<i>Theft, concealment</i>	28.6	24.3	52.9
<i>Destruction, damage</i>	9.5	32.1	41.6
<i>Drink driving</i>	24.6	11.2	35.8
<i>Intentional violence</i>	21.7	20.5	42.2
<i>Sexual misdemeanours</i>	7.2	14.1	21.3
<i>Contempt and resisting arrest</i>	12.2	48.5	60.7
<i>Drug misdemeanours (ILS*)</i>	22.7	30.1	52.8

1. Provisional data

Source: Ministry of Justice, SG, SSER, data analysis of the National Criminal Records for natural persons.

Recidivists and repeat offenders among convicted persons since 2011 (misdemeanours)



Note 1: The 2023 data are semi-definitive, the 2024 data are provisional.

Note 2: The recidivism rate and the repeat offence rate have been revised due to methodological update (cf. [Dossier Méthode n°1](#)).

Source: Ministry of Justice, SG, SSER, data analysis of the National Criminal Records for natural persons.

PRISONS AND PROBATION

Secure facilities (in prison and outside prison)

		95,376 detainees / on community sanctions of which			
Prison facilities receiving prisoners on 1 January 2025	Number of facilities	Convicted detainees ⁵	Convicted in semi-open facilities or offender centers in the community	Defendants (on pre-trial detention)	Prison occupancy rate (%)
Total	178	58 758	16 039	20 579	129,5
Remand prison ¹	73	10 785	6 357	5 975	149,3
Prison ²	60	36 071	8 065	14 403	135,9
Long-term prisons ³	38	11 772	1 611	24	94,7
Juvenile prison facilities	6	98	6	160	76,1
National public health institution ⁴	1	32	0	17	58,3

1. Receiving remand prisoners and convicts whose sentence or remaining sentence does not exceed two years.

2. Mixed establishment composed of at least two units with different detention regimes.

3. Receiving convicts whose sentence exceeds two years.

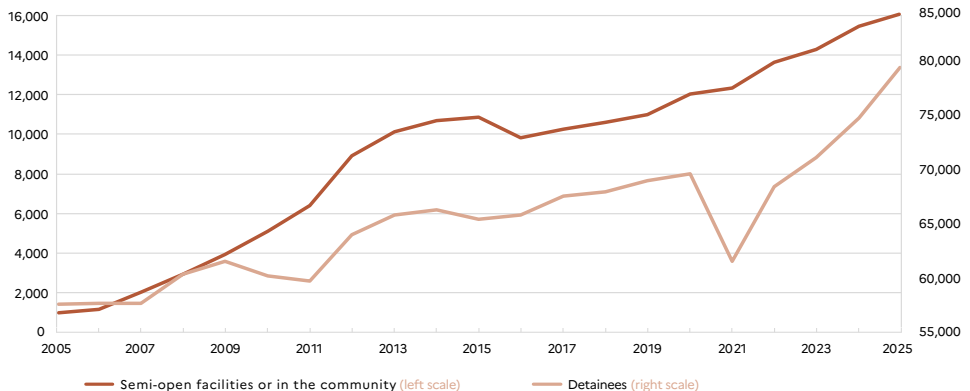
4. Under the authority of the Ministry of Health.

5. Including convicted defendants.

Source: Ministry of Justice, Directorate of Prison and Probation, EX3, quarterly statistics of persons imprisoned in France.

Variation in the population in secure facilities

Number of people on 1 January



Note 1: 'detainees' includes those in prison, those placed in open prison facilities and those in semi-detention.

'Semi-open facilities or in the community' includes detainees placed under electronic supervision or placed in open facilities without accommodation. 'Defendants' includes persons placed under pre-trial detention.

Note 2: Data are from now on 1 January.

Note 3: Data have been revised since 2021, cf. [Quarterly statistics of secure facilities](#).

Source: Ministry of Justice, SG, SSER, Gen sis data file.

Secure facilities

Characteristics of detainees / on community sanctions on 1 January 2025

	Pre-trial detainees	Convicted detainees	<i>of which convicted detainees awaiting trial on other charges</i>	Convicted in semi-open facilities or in the community	Total
Total	20,579	58,758	3,427	16,039	95,376
Women	935	1,774	54	879	3,588
Men	19,644	56,984	3,373	15,160	91,788
Under 18	451	288	27	71	810
18 to 19	1,096	1,587	143	323	3,006
20 to 24	3,893	10,136	873	2,512	16,541
25 to 29	3,577	10,492	766	3,112	17,181
30 to 34	3,116	9,361	586	2,621	15,098
35 to 39	2,695	8,358	441	2,346	13,399
40 to 44	2,011	6,504	288	1,865	10,380
45 to 49	1,330	4,196	138	1,151	6,677
50 to 54	944	3,158	92	831	4,933
55 to 59	608	1,962	38	528	3,098
60 or over	858	2,716	35	679	4,253
French	14,504	44,942	2,799	14,468	73,914
Foreigners	6,047	13,778	ND	ND	21,386
Stateless and not documented	28	38	<5	ND	76

Note: 'detainees' includes those in prison, those placed in open prison facilities and those in semi-detention. 'Semi-open facilities or in the community' includes detainees placed under electronic supervision or placed in open facilities without accommodation.

<5: non-zero headcount less than 5, not disclosed due to the application of statistical confidentiality rules.

ND: headcount over or equal 5, not disclosed due to the application of statistical confidentiality rules.

Source: Ministry of Justice, SG, SSER, Génésis data file.

Convicted persons on 1 January 2025 according to the length of the unconditional imprisonment pronounced

	Convicted detainees ¹	Convicted in semi-open facilities or in the community	Total
Total	58,758	16,039	74,797
6 months or less	3,301	3,638	6,939
More than 6 months up to 1 year	8,415	7,158	15,573
More than 1 year up to 2 years	14,207	2,785	16,992
More than 2 years up to 5 years	15,192	1,472	16,664
More than 5 years up to 10 years	6,804	498	7,302
More than 10 years up to 20 years	7,389	349	7,738
More than 20 years up to 30 years	2,079	68	2,147
Life imprisonment	487	10	497
Not specified	884	61	945

1. Including convicted defendants.

Source: Ministry of Justice, SG, SSER, Génésis data file.

Number of releases and length of *placement sous écrou*¹ in 2024

	Releases
Total	97,221
of which on parole	8,944
of which libération sous contrainte ²	1,075

Indicators of average length ³ of <i>placement sous écrou</i> (months)	
Convicted detainees	11.3
Convicted in semi-open facilities or in the community	9.1
Defendants (on pre-trial detention)	5.3

1. Act by which a person on pre-trial detention or convicted to a prison sentence is under the supervision of the Prisons and Probation Administration.

2. Special procedure allowing a person to execute the end of their prison term as an external placement, a semi-detention, a placement under electronic supervision or parole.

3. Calculation method: the difference between the date of admission and the date of release in 2024, depending on the penal situation on release.»

Source: Ministry of Justice, SG, SSER, Genésis data file; Ministry of Justice, Directorate of Prison and Probation, EX3*, quarterly statistics on persons *sous écrou* in France.

Outside of secure facilities

Convicted persons serving their sentences outside of prison are subject to various obligations, under the supervision of the sentence enforcement judge, assisted by one of the **104** Probation Services.

Characteristics of persons under the supervision of SPIPs* outside of prison

Adults under the supervision of on 1 January 2024	Convicted ¹	Convicted subject to a security measure ²	Defendants ³	Total
Total	154,920	7,551	6,120	168,591
Men	11,719	200	528	12,447
Women	143,201	7,351	5,592	156,144
18 to 24	28,348	318	1,544	30,210
25 to 29	23,547	514	997	25,058
30 to 39	45,245	1,474	1,627	48,346
40 or over	57,772	5,245	1,945	64,962
Not specified	8	0	7	15
French	140,186	7,097	5,307	152,590
Foreigners	14,734	454	813	16,001

1. Person under a post-trial measure, excluding security measures.

2. Person under a security measure as part of their sentence.

3. Person as part of a pre-trial measure.

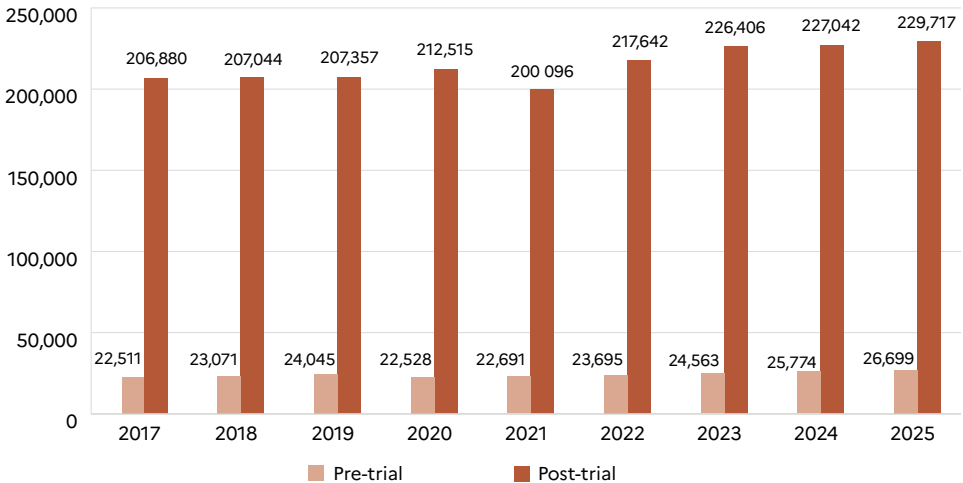
Source: Ministry of Justice, SG, SSER, APPI* data file.

Orders of terms in the community

		Measures ongoing on 31 December 2024	Measures imposed in 2024	Median follow-up time of measures closed in 2024 (months)
Total		192,097	132,950	20.6
Pre-trial measures	Total	7,127	5,388	8.4
	Pre-trial (mobile) electronic monitoring	646	895	6.3
	Judicial supervision (CJ*)	6,481	4,493	9.4
Post-trial measures	Total	176,453	125,117	20.8
	Probation	142,567	85,940	23.3
	Release on parole (LC*)	3,646	7,872	3.2
	Community service (TIG*)	18,215	18,154	12.7
	Other measures	12,025	13,151	19.2
Security measures following a conviction	Total	8,517	2,445	46.5
	Mobile electronic monitoring (PSEM*)	33	12	26.2
	Judicial monitoring (SJ*)	177	123	26.7
	Socio-judicial probation (SSJ*)	8,307	2,310	47.8

Source: Ministry of Justice, SG, SSER, APPI* data file.

People under supervision inside¹ and outside² of prison



1. Data on 1 January on year N. Secure facilities data have been revised since 2021, cf. [Quarterly statistics on secure facilities](#).

2. Data on 31 December on year N-1.

Source: Ministry of Justice, SG, SSER, APPI* data file (*outside of secure facilities*) and Genésis data file (*secure facilities*).

JUVENILE JUSTICE

	in civil matters	in criminal matters
Number of new cases in 2024¹	92,342	160,472

1. Number of claims to the Juvenile Court Judge for children at risk services (in initial proceedings) and to the public prosecutor in criminal cases.

Sources: Ministry of Justice, SG, SSER, Dashboard of Juvenile Courts (*civil matters*), Cassiopée data file (*criminal matters*).

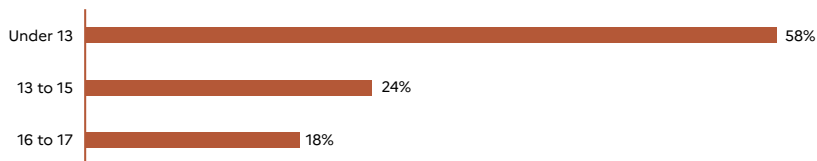
Juveniles at risk in 2024

Origin of reports in 2024	
Total	123,342
Child Welfare Office	73,874
Police, gendarmerie	4,188
National Education system	4,859
Medical sector	2,645
The juvenile or a relative	17,311
Other or unknown origin	20,465

Source: Ministry of Justice, SG, SSER, Dashboards of Juvenile Courts.

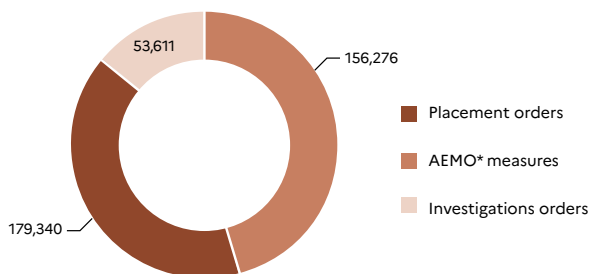
Activity of Juvenile Court Judges

123,342 juveniles at risk for whom a Juvenile Court Judge has been appointed, of which aged



266,278 juveniles at risk under the supervision of the Juvenile Court Judge¹ on 31 December 2024

389,227 individual measures ordered (new and renewed)



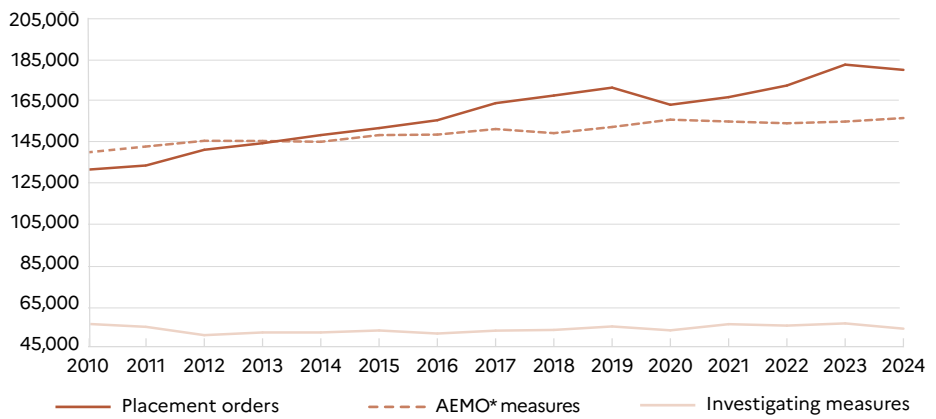
Judicial measures to help with managing the family budget (MJAGBF)

Number of families subject to a MJAGBF* (new and renewed)	13,138
Number of juveniles belonging to these families	31,501

1. Excluding judicial measures to help with managing the family budget (MJAGBF).

Source: Ministry of Justice, SG, SSER, Dashboards of Juvenile Courts.

Number of individual measures ordered



Source: Ministry of Justice, SG, SSER, Dashboards of Juvenile Courts.

Average case processing time in 2024 (months)

Educational care for children at risk ¹	6.7
Cases concerning children at risk, between the referral to the Juvenile Court Judge and the 1st decision	4.2

1. Average length of civil measures (Art. 375 Civil Code) of investigation, placement and judicial measures of educational support at home completed in 2024.

Source: Ministry of Justice, SG, SSER, Dashboards of Juvenile Courts; Ministry of Justice, DPJJ*.

Juvenile suspects in 2024

Origin of the claims of cases involving at least one juvenile suspect

Police	86,642
Gendarmerie	52,864
Justice	1,730
Other origin	19,236
Total	160,472

Source: Ministry of Justice, SG, SSER, APPI* data file.

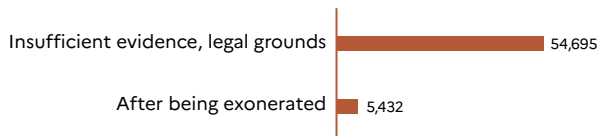
Activity of public prosecutors concerning juvenile offenders cases processed by public prosecutors in 2024

Total number of cases processed	137,889
with a juvenile suspect	102,593
with several suspects including at least one juvenile	35,296

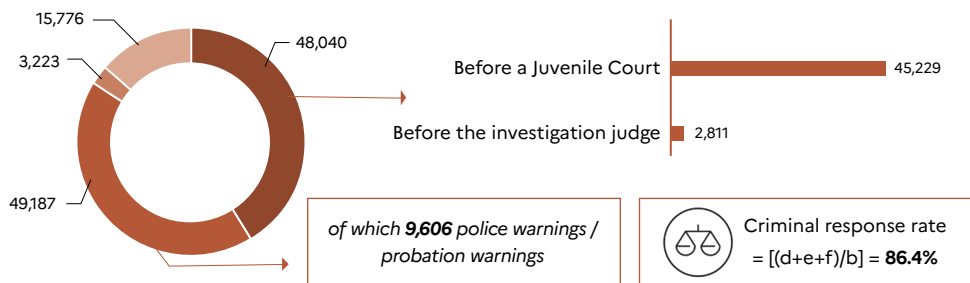
176,353 juveniles cases processed (a+b)



60,127 juveniles in non-prosecutable cases (a)



116,226 juveniles in prosecutable cases (b)

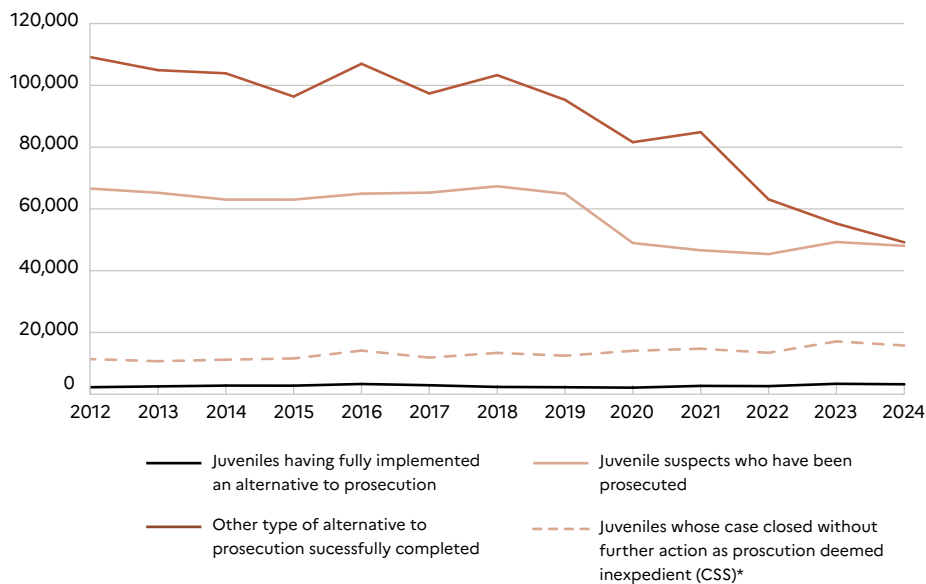


- Prosecuted juveniles (d)
- Minors having successfully completed an alternative procedure (e)
- Juveniles having fully implemented an alternative to prosecution of the prosecution (f)
- Whose case has been closed without further action (CSS)*

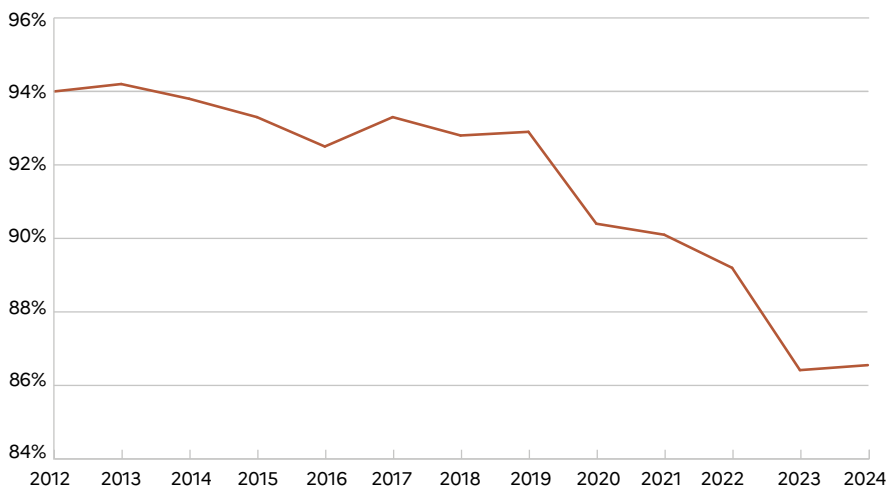
1. Since 1 January 2023, the police warning has been abolished and replaced by the probation warning, which may only be issued if the offender admits guilt and the damage is either repaired or accompanied by an alternative restitution measure. The offence in question may not be an act of violence against persons, nor an offence committed against a public authority figure or an elected official. This decision is subject to review if a new offence is committed within a two-year period. For petty offences (contraventions), this period is reduced to one year.

Source: Ministry of Justice, SG, SSER, Cassiopée data file.

Orientations of juveniles in prosecutable cases



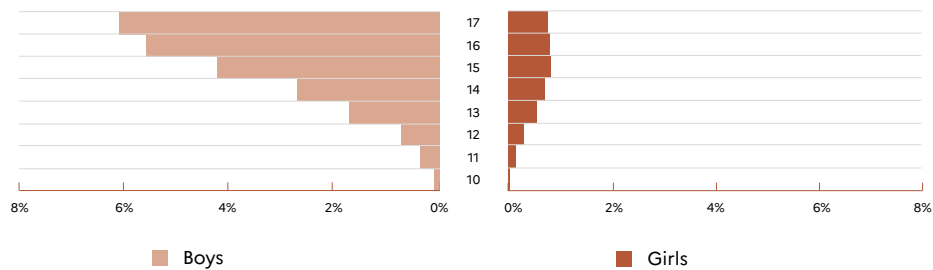
Variation in the criminal response rate= (d+e+f)/b



Source: Ministry of Justice, SG, SSER, Cassiopée data file.

Juvenile suspects in 2024

Prosecutable juveniles rate by gender and age



Interpretation: In 2024, for every 100 boys aged 17 (age at the time of the facts), 7 were involved in prosecutable cases.
Note: A single juvenile is counted as many times as he/she appeared in court in 2024.

Source: Ministry of Justice, SG, SSER, Cassiopée data file.

Activity of Juvenile Court Judge and Courts

Juvenile suspects referred to the 1st instance Juvenile Courts	47,012
Provisional measures pronounced ¹	29,790
Provisional judicial educational measure	21,009
Judicial supervision	7,089
Pre-trial detention	1,692
Juveniles judged on guilt	44,803
Hearings in the Juvenile Court Judge’s office	28,175
Hearings in the Juvenile Court	16,628
Juveniles fully acquitted	4,139
Juveniles found guilty	40,664
Juveniles convicted ²	36,048
Main sentences and measures pronounced	46,884
Exemption from penalty, measure or declaration of educational success	4,621
Judicial warning	10,663
Judicial educational measure	9,984
Prohibition, confiscation, other penalties	5,277
Citizenship course	2,296
Community service (TIG*)	2,405
Fine or suspended fine	836
Fully suspended prison sentence	3,941
Fully suspended prison sentence with probation	2,514
Fully or partial unconditional prison sentence	2,680
Unidentified penalty or measure	1,667

1. Measures pronounced by Juvenile Court Judge and liberty and detention judges, excluding investigative procedures.
2. Minors found guilty in court are counted once their sanction has been pronounced, following their educational probation.

Source: Ministry of Justice, SG, SSER, Cassiopée data file.

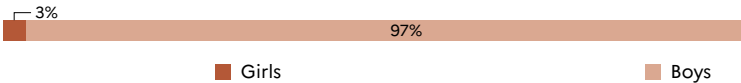
Juveniles in prison or in community on 1 January 2025

Total	810
Pre-trial detainees	451
Convicted detainees	288
<i>of which convicted defendants (detainees)</i>	27
Convicted in semi-open facilities or in the community	71
<i>Proportion of pre-trial detention</i>	56%
Average length ¹ of <i>placement sous écrou</i> ² (months)	4,5


1. Average duration on 1 January 2024 for those *placés sous écrou* on that date.

2. Act by which a person on pre-trial detention or convicted to a prison sentence is under the supervision of the Prisons and Probation Administration.

Gender



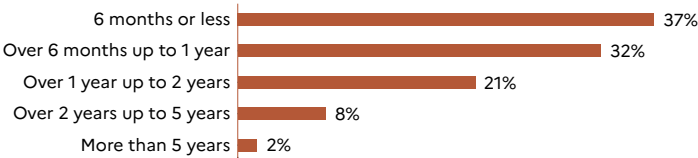
Age



Juveniles detained on 1 January 2025 by type of facility



Length of unconditional prison sentences pronounced (convicted)



Source: Ministry of Justice, SG, SSER, Génésis data file.

Activity of the Judicial Youth Protection Services in 2024

	At the expense of the State-DPJJ* and entrusted to		Orders of placement with ASE** or judicial measures of educational support at home
	public sector	voluntary sector	
	Measures imposed in 2024		Ongoing measures on 31 December 2023
Measures in place during the year			
Investigation	71,184	25,221	
For juvenile delinquency	ND	9	
Under the Code of Juvenile Criminal Justice	59,787	9	
For children at risk	10,202	25,203	
For the protection of young adults	<5	0	
Placement orders	4,742	3,435	175,300
For juvenile delinquency	48	100	
Under the Code of Juvenile Criminal Justice	4,676	3,322	
For children at risk	<5	5	
For the protection of young adults	ND	8	
Outside of prison	124,462	10,137	124,000
For juvenile delinquency	3,942	2,739	
Under the Code of Juvenile Criminal Justice	119,291	7,391	
For children at risk	1,107	<5	
For the protection of young adults	122	ND	
Sentences adjustments	155	0	
For juvenile delinquency¹	<5	0	
Under the Code of Juvenile Criminal Justice	ND	0	
Day center	1,903	81	
For juvenile delinquency¹	<5	<5	
Under the Code of Juvenile Criminal Justice	ND	ND	
Total	202,446	38,874	299,300
For juvenile delinquency	5,186	2,849	
Under the Code of Juvenile Criminal Justice	185,810	10,802	
For children at risk	11,310	25,210	
For the protection of young adults	140	13	
Juveniles under supervision of the Justice system during the year, all measures/orders and all legal grounds combined			
Under 13		27%	56%
13 to 15		18%	23%
16 to 17		27%	21%
18 or over		28%	0%
Boys		74%	57%
Girls		26%	43%
Number of juvenile under supervision of the Justice system		139,102	NA

1. The voluntary sector makes sure that the remedial measures are effective, while the public sector carries out all categories of educational measures in the community.

2. According to assistance to children at risk, the Code of Juvenile Criminal Justice delegation of parental authority, partial withdrawal of parental authority or tutorship referred to the ASE*.

<5: non-zero headcount less than 5, not disclosed due to the application of statistical confidentiality rules.

ND: headcount over or equal 5, not disclosed due to the application of statistical confidentiality rules.

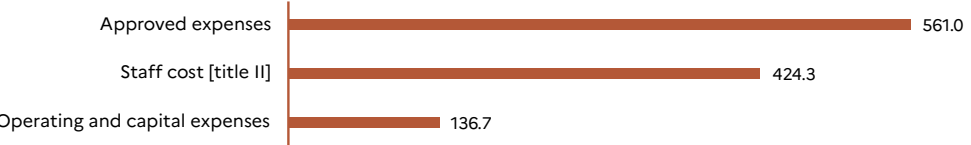
NA: Not Available.

Sources: Ministry of Justice, DPJJ*; Ministry of Health, Directorate for Research, Studies, Evaluation and Statistics (DREES)*, Social Assistance Survey.

ADMINISTRATIVE JUSTICE

Resources in 2024

In EUR millions



Geographic scope: France, including the french overseas territories.
Source: Council of State, Public report on the Administrative Courts’ legal and advisory activities in 2024.

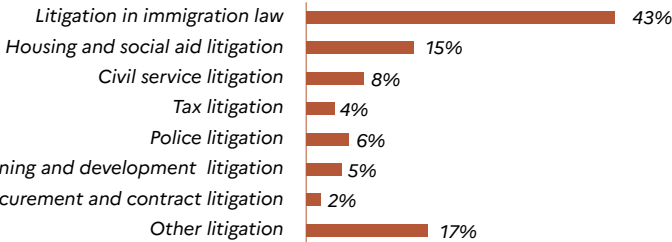
Lawyers’ fees financed by the legal aid scheme legal aid in 2024

	Number of paid assignments	Amount paid (in EUR million)
Number of paid work	100,900	53.4

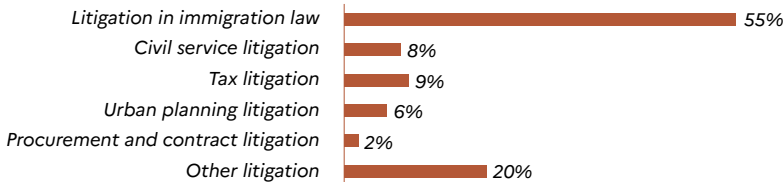
Source: Ministry of Justice, SG, SSER, UNCA* data analysis - CARPA* fund treasury statements.

Activity of Administrative Courts in 2024¹

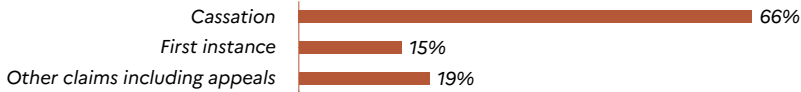
Activity of the 42 Administrative Tribunals

Registered cases	278,964
	
Adjudicated cases	254,644
Cases pending on 31 December	238,655
Disposition time ² (months)	11.2
Registered requests for a priority preliminary ruling on the issue of constitutionality	542

Activity of the 9 Administrative Courts of Appeal

Registered cases	31,522
	
Adjudicated cases	31,025
Cases pending on 31 December	28,820
Disposition time ² (months)	11.1
Registered requests for a priority preliminary ruling on the issue of constitutionality	135

Activity of the Council of State

Registered cases (by referral method)	9,528
	
Adjudicated cases	9,763
Cases pending on 31 December	5,003
Disposition time ² (months)	6.2
Registered requests for a priority preliminary ruling on the issue of constitutionality	193

1. Several requests based on the same text may be grouped into one case. The data also covers the French overseas territories and New Caledonia

2. Equal to the ratio between the number of pending cases and the average number of cases closed per month.

Geographic scope: France, including the french overseas territories.

Source: Council of State, Public report on the administrative Courts' legal and advisory activities in 2024

List of acronyms and abbreviation

AEMO	Action éducative en milieu ouvert	Community Educational Action
AJ	Aide juridictionnelle	Legal aid
APPI	Application des peines, probation et insertion	Sentence enforcement, probation and rehabilitation app
ARSE(M)	Assignation à résidence sous surveillance électronique (mobile)	Pre-trial (GPS) electronic monitoring
ASE	Aide sociale à l'enfance	Child Welfare Office
BAJ	Bureau d'aide juridictionnelle	Legal Aid Office
CARPA	Caisse des règlements pécuniaires des avocats	Lawyers' Compliance and Clients' Funds Handling Services
CCD	Cour criminelle départementale	Department Criminal Court
CDAD	Conseils départementaux aux accès au droit	Department Councils for Access to Law
CEF	Centre éducatif fermé	Educational facility (for juveniles)
CJ	Contrôle judiciaire	Judicial supervision
CJPM	Code de la justice pénale des mineurs	Code of Juvenile Criminal Justice
CRPC	Comparution sur reconnaissance préalable de culpabilité	Guilty-plea procedure
CSS	Classement sans suite	Case closed without further action
DACG	Direction des affaires criminelles et des grâces	Directorate of Criminal Affairs and Pardons
DACS	Direction des affaires civiles et du Sceau	Civil Affairs and Seals Directorate
DAP	Direction de l'administration pénitentiaire	Directorate of Prison and Probation
DDSE	Détention à domicile sous surveillance électronique	House arrest with electronic monitoring
DPJJ	Direction de la protection judiciaire de la jeunesse	Directorate of Judicial Youth Protection
DREES	Direction de la recherche, des études, de l'évaluation et des statistiques	Directorate for Research, Studies, Evaluation and Statistics (Ministry of Health)
DSJ	Direction des services judiciaires	Directorate of Judicial Services
ENG	École nationale des greffes	National School for Clerks
ENPJ	École nationale de protection judiciaire de la jeunesse	National School of Judicial Youth Protection Services
EX3	Bureau de la donnée, de la recherche et de l'évaluation	Data, Research and Evaluation Office (Directorate of Prisons and Probation Administration)
ILS	Infraction à la législation des stupéfiants	Drug offences
JE	Juge des enfants	Juvenile Court Judge
JEX	Juge de l'exécution	Enforcement judge
JLD	Juge des libertés et de la détention	Liberty and detention judge
LC	Liberté conditionnelle	Parole
LFI	Loi de finances initiale	Initial Finance Law

List of acronyms and abbreviation

LOLF	Loi organique relative aux lois de finance	Organic Law on Finance Laws
MJAGBF	Mesure judiciaire d'aide à la gestion du budget familial	Judicial measure to help with managing the family budget
MJD	Maison de la justice et du droit	Legal advice centre
NA	Non disponible	Non available
NAP	Sans objet	Non applicable
ND	Non communiqué en raison du secret statistique	Not disclosed due to the application of statistical confidentiality rules
OPJ	Officier de police judiciaire	Judicial police officer
PAP	Projet annuel de performance	Annual Performance Project
PEJC	Pôle d'évaluation de la justice civile	Civil Justice Evaluation Unit (Directorate of Civil Affairs and the Seal)
PIM	Présentation immédiate	Immediate summons
PJJ	Protection judiciaire de la jeunesse	Judicial Youth Protection Services
PSEM	Placement sous surveillance électronique mobile	Post-trial mobile electronic monitoring
PV	Procès-verbal	Report
RAP	Rapport annuel de performance	Annual Performance Report
RLJ	Redressement et liquidation judiciaire	Receivership and Compulsory liquidation
SADJAV	Service de l'accès au droit et à la justice et de l'aide aux victimes	Service for Access to Law and Justice and Victim Support
SJ	Surveillance judiciaire	Judicial monitoring
SPIP	Service pénitentiaire d'insertion et de probation	Probation Services
SSJ	Suivi socio-judiciaire	Socio-judicial probation
SSER	Service de la statistique, des études et de la recherche	Statistics, Studies and Research Department
TC	Tribunal de commerce	Commercial Court
TE	Tribunal pour enfants	Juvenile Court
TGI	Tribunal de grande instance	Former Ordinary Court
TI	Tribunal d'instance	Former Proximity Court
TIG	Travail d'intérêt général	Community service
TJ	Tribunal judiciaire	Ordinary Court
TMC	Tribunal maritime de commerce	Maritime Commercial Court
TMFPO	Tentative de médiation familiale préalable obligatoire	Mandatory prior family mediation attempts
UEAJ	Unité éducative d'activités de jour	Educational day care centre
UEHC	Unité éducative d'hébergement collectif	Collective accomodation educational unit
UEHD	Unité éducative d'hébergement diversifié	Diversified accomodation educational unit
UEMO	Unité éducative en milieu ouvert	Educational unit in the community
UNCA	Union nationale des CARPA	National Union of Lawyer's Payment Funds (CARPAs)

For more information, please visit the Ministry of Justice website
<https://www.justice.gouv.fr>

All Ministry of Justice Statistics Office publications
<https://www.justice.gouv.fr/documentation/etudes-statistiques>

‘KEY FIGURES OF JUSTICE’

Annual brochure containing key numbers on the resources and activities of the Justice system
On the Ministry of Justice website, under [Documentation/Etudes et statistique/Chiffres clés](#)

‘RÉFÉRENCES STATISTIQUES JUSTICE’

A reference work and summary of annual judicial activity in around sixty fact sheets
On the website of the Ministry of Justice, under [Documentation/Etudes et statistiques/Références Statistiques Justice](#)

‘INFOSTAT JUSTICE’

Regular in-depth analyses of topical issues

Latest issues:

- 203. La traite et l'exploitation des êtres humains, état des lieux statistique. Edition octobre 2025
- 202. Mesures de protection juridique: deux tiers d'ouvertures supplémentaires d'ici 2070
- 201. L'activité des conciliateurs en forte hausse depuis 2015
- 200. Violences conjugales: de l'ordonnance de protection au parcours pénal du défendeur
- 199. Dix ans de traitement des affaires pénales par la justice

Available on the website of the Ministry of Justice: [Documentation/Etudes et statistiques/Infostat Justice](#)

‘INFOS RAPIDES JUSTICE’

Rapid availability of core indicators in the field of justice

Latest issues:

- 31. Au 1er octobre 2025, + 6,6 % de personnes détenues sur un an
- 30. 190 000 rencontres enfant-parents réalisées dans les espaces rencontre en 2024
- 29. Une légère baisse de la part des peines aménagées ou converties en 2024
- 28. Au 1er juillet 2025, + 8,3 % de personnes détenues sur un an
- 27. Récidive des sortants de prison après un an: des évolutions contrastées en lien avec la crise sanitaire
- 26. 81 600 personnes détenues au 1er avril 2025
- 25. Près d'une sortie de prison sur deux en 2024 liée à un aménagement de peine
- 24. Les maisons de justice et du droit: 1,4 million de personnes accueillies en 2023
- 23. 79 300 personnes détenues au 1er janvier 2025
- 22. Réparation des détentions: un montant d'indemnisation record en 2023
- 21. Près de 550 000 condamnations prononcées en 2023
- 20. Sortants de prison en 2016, 63 % ont commis une nouvelle infraction dans les cinq ans
- 19. Un tiers de divorces en moins en 15 ans

Available on the website of the Ministry of Justice: [Documentation/Etudes et statistiques/ Infos Rapides Justice](#)

For a printed publication, please send your request to:
Ministry of Justice, Statistics, Studies and Research Department
13, place Vendôme - 75 042 Paris Cedex 01

2 0 2
3 1 3
4 2 4
5 3 5
6 4 6
7 5 7
8 6 8
9 7 9
0 8 0
1 9 1
2 0 2
3 1 3
4 2 4
5 3 5
6 4 6
7 5 7
8 6 8
9 7 9
0 8 0
1 9 1
2 0 2
3 1 3

Design and printing Nyl Communication - 10/25

