



# Key Figures of Justice

## 2024



---

**Publication Director****Pascal CHEVALIER**

Statistics, Studies and Research Department

*Ministry of Justice Statistics Office*

---

**Coordination****Moustapha NIANG, Marie-Christine DELEIGNE****Sandrine CONRAD, Viviane RAVILLY-SILVA**

---

**Design and printing****Nyl Communication**

---

**Contributors**

The Statistics, Studies and Research Department,  
in particular the Studies, Evaluation and Communication Office

the Ministry of Health Statistics Office

the Ministry of Justice

the Court of Cassation

the Council of State

---

Distribution

**Statistics, Studies and Research Department**

**Ministry of Justice**

**Key Figures  
of Justice  
2024**

**Ministry of Justice Statistics Office**

General Secretariat  
Statistics, Studies and Research Department

13, place Vendôme - 75042 Paris Cedex 01,

---

ISBN 978-2-11-179297-5

© Justice 2024

# CONTENTS

Main figures in 2023	4
Resources of Justice	5
Access to law and Justice	7
The actors of Justice	9
Civil Justice	10
Criminal Justice	15
Prisons and Probation	22
Juvenile Justice	26
Administrative Justice	33
List of acronyms and abbreviations	35

Warning: the data presented in the 2024 edition of the Key Figures mainly refer to the reference year 2023. However, some data may be older for reasons of availability, or refer to January 1<sup>st</sup> 2024.

Interpretation note: unless stated otherwise, the data refers to France, excluding the French overseas territories.

For acronyms with an asterisk (\*), see the list of acronyms and abbreviations on page 35.

# MAIN FIGURES IN 2023

## 2024 Budget

EUR 10.1 billion

## Staff

94,698 full-time equivalents worked

## Real Estate

5,712,564 m<sup>2</sup>



## Judicial courts

- 1 Court of Cassation
- 36 Courts of appeal
- 164 Ordinary courts
- 125 Local courts
- 211 Employment tribunals
- 5 Labour courts
- 134 Commercial courts
- 9 Mixed commercial courts
- 273 Agricultural land tribunals
- 156 Juvenile courts
- 102 Departement courts for felonies
- 104 Assize courts
- 168 Courts for misdemeanours
- 167 Police tribunals

## Administrative courts

- 1 Council of State
- 9 Administrative courts of appeal
- 40 Administrative tribunals

1,911,185 decisions in **civil and commercial matters** of which 185,931 summary proceedings



298,489 cases settled by **administrative courts**

Criminal Justice	Perpetrators	of which minors
Perpetrators in cases processed	1,945,745	179,113
Perpetrators in prosecutable cases	1,238,257	121,995
Perpetrators prosecuted or who have carried out an alternative measure or a conditional suspension	1,075,662	105,472
<b>Criminal response rate</b>	<b>86.9%</b>	<b>86.5%</b>
Convictions	Total	of which pronounced by a juvenile court
Felonies	2,221	434
Misdemeanours	511,928	28,548
5 <sup>th</sup> -class petty offences	29,702	245

## Civil activity of juvenile judges

124,123 minors at risk for whom a juvenile judge has been appointed



## 179 prisons

60,616 places on January 1<sup>st</sup> 2024  
90,071 persons in prison on January 1<sup>st</sup> 2024  
of which 74,618 detainees

104,441 entering prison in 2023

98,495 released from prison in 2023



171,146 persons under supervision **in the community** on 12/31/2023



935,446 payments for **legal aid**

of which:

469,165 *civil litigation*

363,359 *criminal litigation*

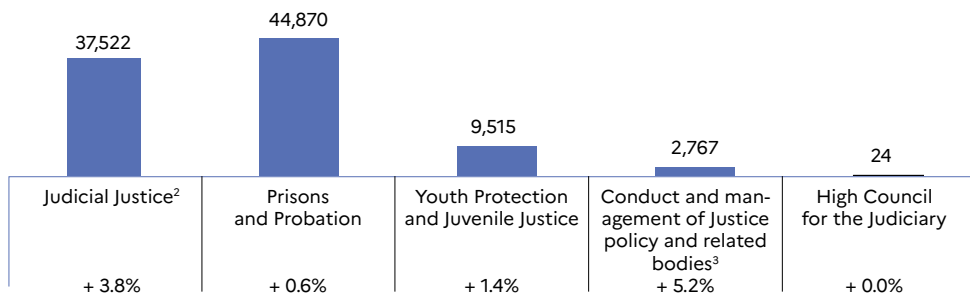
102,922 *administrative litigation*



# RESOURCES OF JUSTICE

## Actual staff in 2024 (in full-time equivalents)

Staff of the Mission Justice<sup>1</sup> and variations 2023/24 (in %)



1. The job categories retained at the entry into force of the Organic Law on Finance Laws (LOLF) are: magistrates (judges and prosecutors) of the judiciary (Cat. 1); management staff (Cat. 2); court administration, rehabilitation and education staff (Cat. 3); administrative and technical staff B (Cat. 4); C supervisory staff (Cat. 5); administrative and technical staff C (Cat. 6).

2. Includes the staff of the Department for Access to Law and Justice and the court staff dedicated to the 'Judicial Justice' programme.

3. Includes the resources of the central administration and of departments or establishments of common interest to the Ministry, in particular the Public Agency for Judicial Real Estate (APIJ), as well as the mortgage credit of the central administration.

## The Justice budget

	Amounts (in EUR million)		Variation 2023/24 (in %)
	2023	2024	
<b>Payment appropriations</b>	<b>9,578.8</b>	<b>10,084.0</b>	<b>+ 5.3</b>
<i>of which staff costs</i>	4,688.1	5,053.1	+ 7.8
<b>Distribution by programme (in EUR million) and variation 2023/24 (in %) - payment appropriations</b>			
	3,750.2	3,939.8	
	950.1	736.2	
		702.5	
			5.1
Judicial Justice <sup>1</sup>			+ 10.7%
Prisons and Probation			+ 0.8%
Youth Protection and Juvenile Justice			+ 3.0%
Access to law and Justice			+3.1%
Conduct and management of Justice policy			+ 9.5%
High Council for the Judiciary			+ 15.0%
<b>Authorisation of commitments (in EUR million)</b>	<b>10,526.3</b>	<b>10,760.9</b>	<b>2.2</b>
Share of the Mission Justice in the general State budget - payment appropriations - (in %)	3.1	3.1	0.0

1. The 'Judicial Justice' programme groups together all the resources relating to the judicial courts as well as the national criminal records, the National School for Registrars (ENG) and the National School for the Judiciary (ENM).

Sources: Initial finance laws of 2023 and 2024.

## Real Estate in 2024<sup>1</sup>

	2023		2024	
	Number of sites	Floor area (in m <sup>2</sup> )	Number of sites	Floor area (in m <sup>2</sup> )
<b>The whole Ministry<sup>2</sup></b>	<b>1,773</b>	<b>6,025,483</b>	<b>1,653</b>	<b>5,712,564</b>
Central Administration <sup>3</sup>	24	102,536	31	106,326
Judicial Services Directorate (DSJ) <sup>4</sup>	661	2,125,012	633	2,010,487
Directorate of Prisons and Probation Administration (DAP) <sup>5</sup>	415	3,415,613	427	3,287,447
Directorate of Youth Protection and Juvenile Justice (DPJJ) <sup>6</sup>	673	382,322	562	308,304

- The change in the number of sites and floor areas is mainly due to corrections made to the 2023 data.
- Premises owned, rented and made available (excluding staff accommodation, car parks, garages, holiday centers and operators).
- Ile de France (region including the capital, Paris) and Province (i.e. all the other regions).
- "Palais de Justice" (i.e. tribunals, courts of appeal), regional administrative departments (SAR) of appeal courts, ENG\*.
- Prisons, rehabilitation and probation services (SPIPs), inter-regional directorates of prison services (DISPs).
- PJJ\* establishments and services (CEF\*, UEHC\*, UEHD\*, UEMO\*, UEAJ\*, etc.), PJJ\* interregional directorates of the PJJ, territorial directorates of the PJJ, ENPJ\*.

Source: Ministry of Justice, SG, Office for Real Estate Strategy and Policy.

## Legal expenses - Legal aid

	Amounts (in EUR million)			Variation 2023/24 (in %)
	2022	2023	2024	
<b>Legal expenses</b>	<b>648.4</b>	<b>660.4</b>	<b>674.4</b>	<b>+ 2.1</b>
Civil and commercial legal expenses	54.5	55.1	52.7	- 4.4
<i>Social enquiry, expenses relating to guardianship proceedings, insolvency proceedings, etc.</i>				
Criminal fees (regardless of the seriousness of the offence)	539.9	605.3	621.7	+ 2.7
<i>Remuneration of experts (psychiatrists, psychologists, etc.)</i>				
<b>Legal aid</b>				
Authorisation of commitments, opened appropriations LFI*	615.2	641.0	658.5	+ 2.7
Actual expenditure (RAP*)	631.6	637.9	N/A	N/A

Sources: Ministry of Justice, DSJ\*, PAP\* 2022, 2023, 2024 (legal costs); Ministry of Justice, SADJAV, RAP\* 2022 and 2023, LFI\* 2023 and 2024 (legal aid).

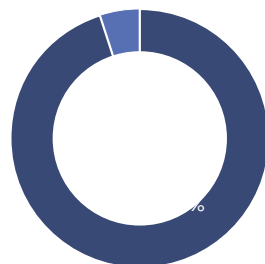


# ACCESS TO LAW AND JUSTICE

## Lawyers' work paid for by legal aid and aid for assistance by a lawyer in non-judicial procedures in 2023

	2023	In %
<b>TOTAL</b>	<b>1,374,428</b>	<b>100.0</b>
<b>Legal aid</b>	<b>935,446</b>	<b>68.1</b>
<b>In civil matters</b>	<b>469,165</b>	<b>34.1</b>
Court of Appeal	65,188	4.7
Ordinary and commercial courts	266,254	19.4
<i>of which family judge</i>	125,157	9.1
<i>liberty and custody judge<sup>1</sup></i>	97,380	7.1
Juvenile judge (children at risk)	91,105	6.6
Other civil proceedings	46,618	3.4
<i>of which hearing of the child in court</i>	21,861	1.6
<b>In criminal matters</b>	<b>363,359</b>	<b>26.4</b>
Court of Appeal	11,306	0.8
Proceedings in the field of felonies	19,646	1.4
Proceedings in the field of misdemeanours	302,725	22.0
Proceedings in the field of petty offences	1,641	0.1
Other criminal proceedings	28,041	2.0
<i>of which enforcement of sentences</i>	23,360	1.7
<b>In administrative matters</b>	<b>102,922</b>	<b>7.5</b>
<i>of which proceedings concerning foreigners' rights</i>	91,307	6.6
<b>Aid for assistance by a lawyer in non-judicial procedures</b>	<b>438,982</b>	<b>31.9</b>

935,446 payments for legal aid in 2023

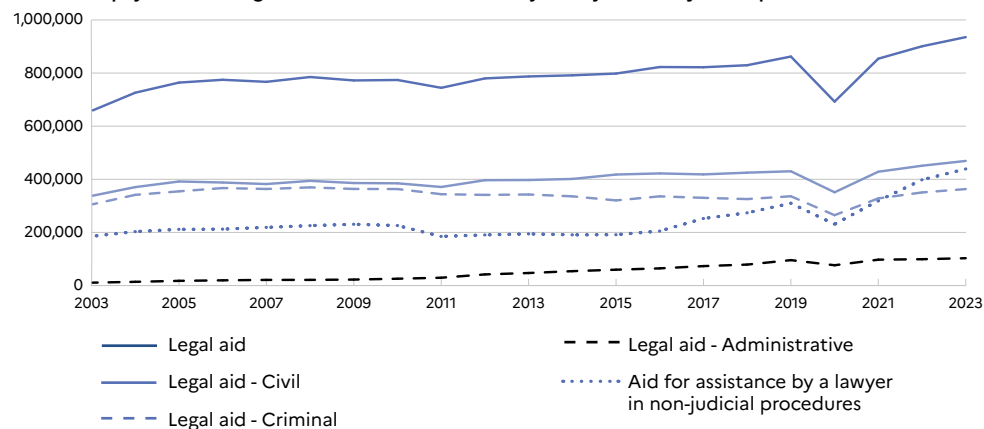


■ Total legal aid  
■ Partial legal aid

1. Including appeals against liberty and custody judge (JLD\*) decisions on psychiatric care.

Source: Ministry of Justice, SG, SSER, UNCA data analysis - CARPA fund treasury statements.

### Number of payments for legal aid and aid for assistance by a lawyer in non-judicial procedures since 2003



Source: Ministry of Justice, SG, SSER, UNCA data analysis - CARPA fund treasury statements.

## Amounts paid to lawyers as legal aid and aid for assistance by a lawyer in non-judicial procedures in 2023

	Amounts paid (in EUR million)
<b>Total</b>	<b>603.3</b>
<b>Legal aid</b>	<b>497.8</b>
In civil matters	270.3
In criminal matters	172.5
In administrative matters	55.0
<b>Aid for assistance by a lawyer in non-judicial procedures</b>	<b>105.5</b>

Source: Ministry of Justice, SG, SSER, UNCA data analysis - CARPA fund treasury statements.

## Compensation for pre-trial detention in 2023

<b>Activity of the first presidents of the Courts of Appeal in relation to the compensation for pre-trial detention</b>	
Number of applications	651
Number of appeals	50
Number of judgments handed down	603
<i>of which rejected</i>	5
<i>complete or partial reversal</i>	522
Average amount paid per case (in EUR)	28,606
Total amounts paid (in EUR)	14,932,309
Number of pending cases	701
<b>National Commission for Compensation for Pre-trial Detention</b>	
Number of appeals	51
Number of judgments handed down	34
<i>of which rejection, inadmissibility and others</i>	12
<i>reversal</i>	22
Average processing time (months)	11
Average duration of compensated pre-trial detention (days)	464
Number of pending cases	N/A

Sources: Ministry of Justice, SG, SSER, 'Cadres du parquet' survey and survey on the follow-up of compensation for wrongful pre-trial detention; Court of Cassation - Nomos.

## Victims of offences in 2023

<b>Victims compensation</b>	
Number of open cases	23,485
Number of judgments handed down	25,046
Total amounts allocated (in EUR)	390,385,100
Number of compensation claims to be processed on December 31 <sup>st</sup> 2023	25,747
<b>Victims support associations</b>	
Number of associations subsidised by the Ministry of Justice	213
Number of persons helped by these associations	463,106
<i>in civil matters</i>	64,193
<i>in criminal matters</i>	398,913

Source: Ministry of Justice, SG, SSER, 'Cadres du parquet' survey and survey of victim's associations.

## Access to law in 2023

3,029 point-Justice  
of which  
145 MJDs\* with 1.4 million visitors  
in 2023<sup>1</sup>



1 single phone number for  
access to law

**30 39**

A budget of EUR 14.7 million  
in 2023 up by 19.5% over one year.

33% of the 2,700 France services  
provide legal advice<sup>1</sup>



1. On December 31<sup>st</sup> 2023.

Sources: Ministry of Justice, SG, SSER, survey of MJD\*s; Service for Access to Law and Justice and Victim Support (SADJAV), survey on Department Councils for Access to Law (CDAD); 2023 Finance Bill.

## THE ACTORS OF JUSTICE

### Numbers on December 31<sup>st</sup> 2023

2,687	Justice conciliators
72,521	lawyers <sup>2</sup>
952	appointed prosecutors
345	mediators appointed by prosecutors
29,714	police prosecutors
237	commercial court registrars
3,652	Justice commissioners
168	insolvency practitioners <sup>3</sup>
302	liquidators <sup>3</sup>
17,528	notaries

2. On December 31<sup>st</sup> 2021.

3. On January 1<sup>st</sup> 2023.

Sources: Ministry of Justice, SG, SSER, survey of Justice conciliators, survey of appointed prosecutors and mediators appointed by prosecutors; Civil Affairs and Seals Directorate (DACs\*), PEJC\*.

## Activity of Justice conciliators in 2023

Number of completed referrals	<b>190,960</b>
<i>referrals by the litigant</i>	183,345
<i>referrals by the judge</i>	7,615
Number of conciliated cases	91,341
<b>Conciliation rate</b>	<b>47.8%</b>

Source: Ministry of Justice, SG, SSER, survey of Justice conciliators.

## Activity of mediators appointed by prosecutors in 2023

Number of mediations completed	3,090
Number of successfully completed mediations	1,883
<b>Mediation rate</b>	<b>60.9%</b>

Source: Ministry of Justice, SG, SSER, survey of appointed prosecutors and mediators appointed by prosecutors.

# CIVIL JUSTICE

## New cases in 2023

### Civil and commercial courts

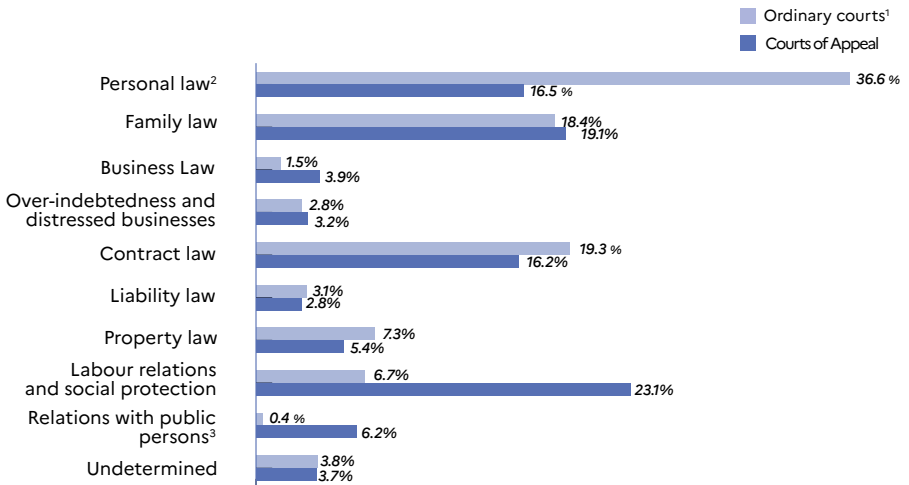
		of which summary proceedings
Court of Cassation	14,408	N.A.
Courts of Appeal	190,295	5,041
Ordinary courts <sup>1</sup>	1,564,963	152,422
Commercial courts <sup>2</sup>	150,873	17,661
Employment tribunals	108,358	18,087

1. Excluding conjugal breakdowns.

2. Commercial chambers of the Ordinary courts (TJs)\*, commercial courts and mixed commercial courts.

Sources: Ministry of Justice, SG, SEM, SSER, General Civil Register; Court of Cassation - Nomos.

### Nature of new cases (excluding summary proceedings)



1. Excluding conjugal breakdowns and special procedures (payment orders, preliminary attempts at conciliation, attachment of earnings and political election disputes).

2. Includes, for example, incapacity of minors and legal protection of adults.

3. Includes, for example, disputes over the liability of public persons.

Source: Ministry of Justice, SG, SSER, General Civil Register.

## Pending cases on December 31<sup>st</sup> 2023

	All cases	Average age of pending cases (months)
Court of Cassation	20,088	11.2
Courts of Appeal	236,182	18.3
Ordinary courts <sup>1</sup>	1,102,592	18.3
Employment tribunals	129,286	16.1

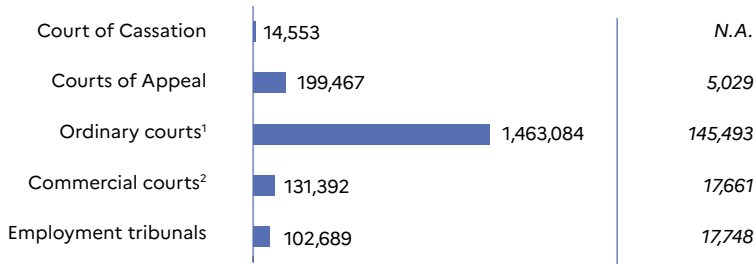
1. Excluding local court orders.

Sources: Ministry of Justice, SG, SSER, General Civil Register; Court of Cassation - Nomos.

## Cases completed in 2023

### Civil and commercial courts

of which summary proceedings

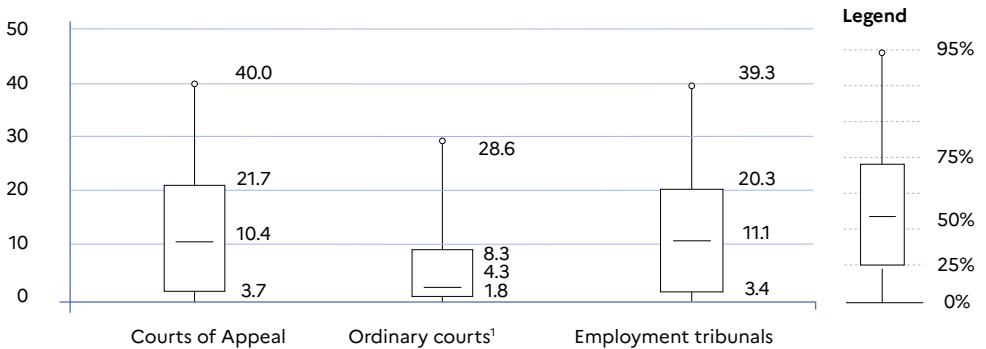


1. Excluding conjugal breakdowns.

2. Commercial chambers of the Ordinary courts (TJs)\*, commercial courts and mixed commercial courts.

Sources: Ministry of Justice, SG, SSER, General Civil Register; Court of Cassation - Nomos.

## Duration of civil litigation in 2023 (months)



Interpretation: before the courts of appeal,

- 25% of cases are completed in less than 3.7 months - 75% of cases are completed in less than 21.7 months

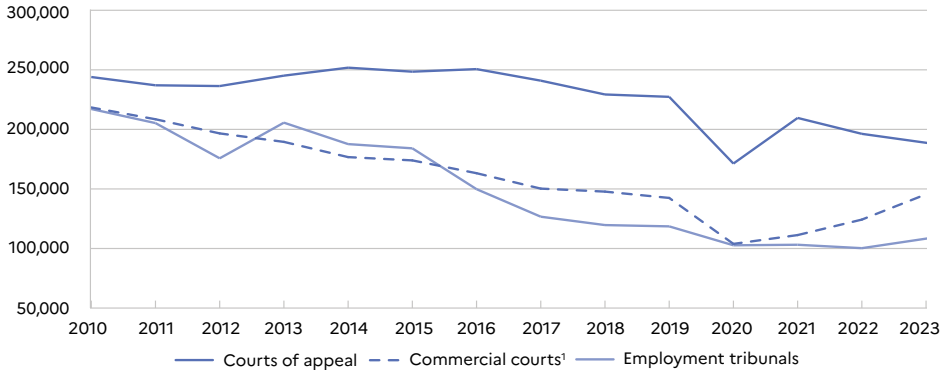
- 50% of cases are completed in less than 10.4 months - 95% of cases are completed in less than 40 months

1. Excluding petitions and conjugal breakdowns.

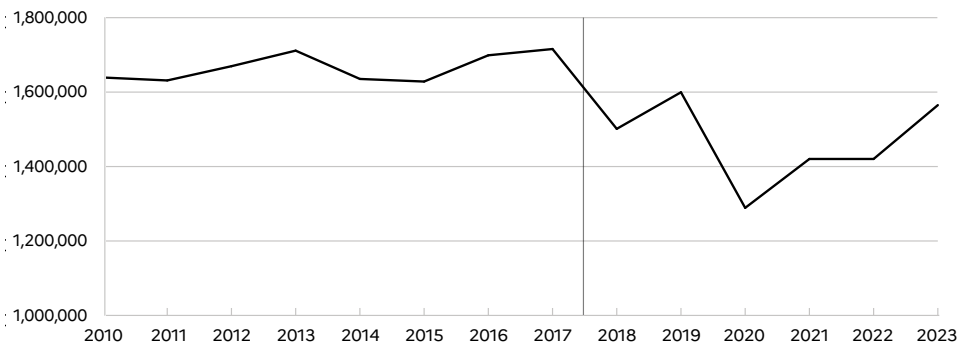
Source: Ministry of Justice, SG, SSER, General Civil Register.

## Variation in the volume of new cases

### Courts of appeal, employment tribunals and commercial courts



### In Ordinary courts<sup>2</sup>

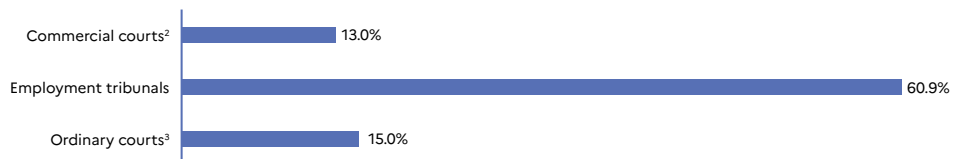


1. Commercial chambers of the Ordinary courts (TJs)\*, commercial courts and mixed commercial courts.

2. Excluding breakdowns from 2018. For years prior to 2020, former proximity courts (TI\*) and former ordinary courts (TGI\*) volumes have been added together. The data has been revised compared with previous editions.

Source: Ministry of Justice, SG, SSER, General Civil Register.

## Rate of appeal<sup>1</sup> against judgments on the merits pronounced at first instance in 2022



1. Rate of appeal = the number of decisions on the merits handed down in the 1<sup>st</sup> instance in 2022 divided by the number of referrals to the courts of appeal in 2022 and 2023 on initial decisions handed down in 2022.

2. Commercial chambers of the Ordinary courts (TJs)\*, commercial courts and mixed commercial courts.

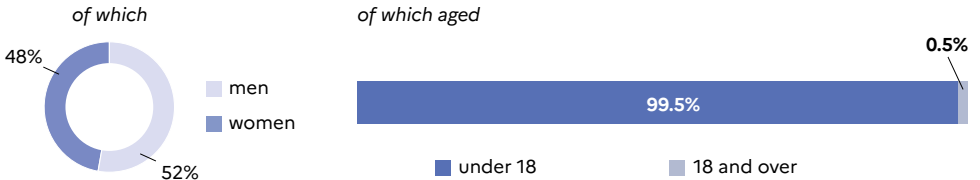
3. Excluding conjugal breakdowns.

Source: Ministry of Justice, SG, SSER, General Civil Register.

## Some indicators in 2023

### Nationality<sup>1</sup>

**37,478** acquisitions of French citizenship by declaration (including advance declaration)



**2,119** acquisitions without official acts (certificates issued on the basis of birth and residence)

1. Acquisitions of citizenship by decree (naturalisation and reinstatement) and by declaration (by marriage or by ascendants and siblings) do not fall within the remit of the Ministry of Justice.

### Protection of liberties

**137,805** applications before the liberty and custody judge

of which 89,880 relating to psychiatric care without consent

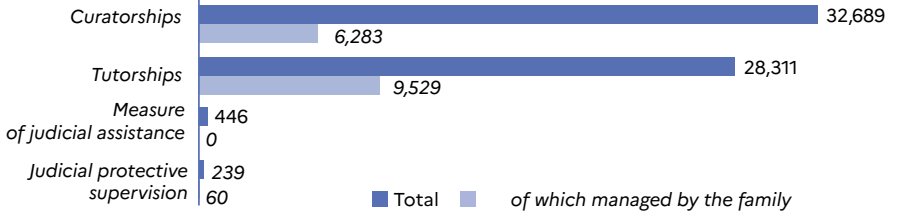
47,925 relating to decisions on the administrative detention of foreign persons

**133,686** decisions handed down by the liberty and custody judge

### Legal protection for adults

**61,685** legal protection measures opened

of which



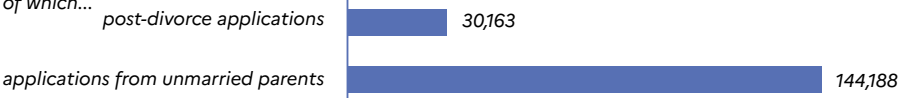
**39,262** family authorization granted

**1,718** mandate of future protection drawn up (by notarial deed or private deed)

### Family matters

**183,774** applications for custody of minor children after parental separation<sup>2</sup>

of which...



**63,309** applications relating to the incapacity of minors

**15,602** applications relating to filiation

**10,788** applications relating to undivided co-ownership and division

**6,378** applications for protection orders in cases of domestic violence

2. Applications relating to parental authority, children's habitual residence, visiting rights and child maintenance.

Source: Ministry of Justice, SG, SSER, General Civil Register.

## Non-payments

### Litigation for non-payments (excluding injunction to pay)

**214,145** procedures relating to litigation for non-payments  
of which... 160,757 before the ordinary courts  
53,388 before the commercial courts

### Orders for payment

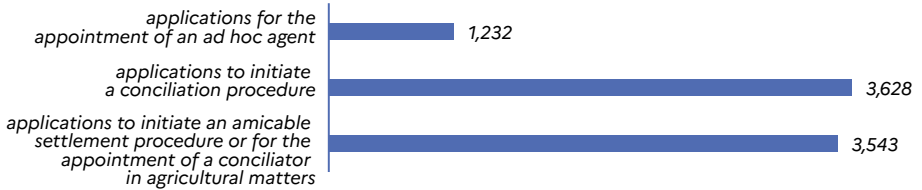
**348,689** applications for payment orders  
of which... 183,783 for debt claims relating to loans, leases or guarantee deposits  
87,986 for debt claims relating to a service  
**8,150** objections to payment orders

### Over-indebtedness of individuals

**27,921** referrals to the judge in charge of protection-litigation relating to over-indebtedness  
of which... 10,852 referrals during examination of the case by over-indebtedness commissions  
17,069 other referrals relating to the activities of the over-indebtedness commissions

## Distressed businesses (TC\*, TJ\*, TMC\*)

**8,403** applications for initiating preventive procedure  
of which...



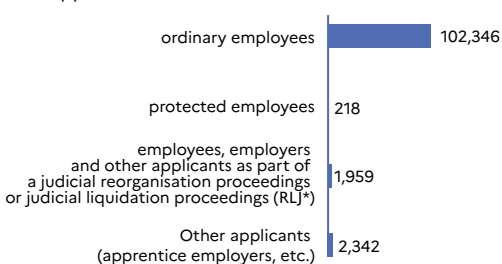
**65,557** applications to open insolvency proceedings<sup>1</sup>

1. Safeguard, judicial reorganisation proceedings, judicial liquidation proceedings and business recovery.

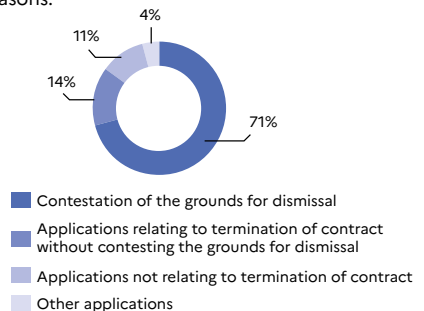
## Employment litigation

**106,865** applications before employment tribunals

Applicants:



Reasons:



2. Insolvency practitioners, creditors representatives and liquidators.

Source: Ministry of Justice, SG, SSER, General Civil Register.

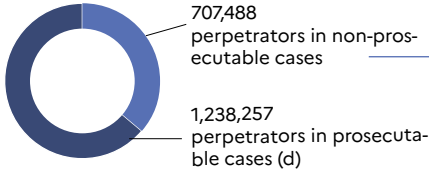


# CRIMINAL JUSTICE

## Activity of public prosecutors' offices in 2023

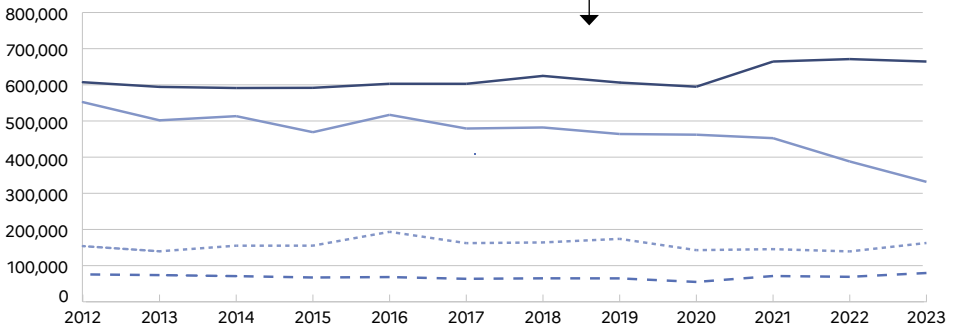
New cases registered	4,255,735
Cases processed	3,920,526
<i>without perpetrator</i>	2,185,688
<i>with a perpetrator</i>	1,525,735
<i>with two or more perpetrators</i>	209,103

**1,945,745** perpetrators in cases processed in 2023

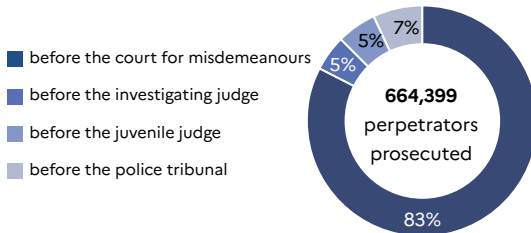


**439,510** poorly defined offences  
**99,864** lack of evidence  
**88,788** absence of offence  
**52,524** discontinuance of public prosecution  
**19,840** absence of criminal liability  
**6,416** procedural irregularities  
**528** immunity

### Perpetrators in prosecutable cases (d)



— Perpetrators who have been prosecuted (a)      — Perpetrators who have successfully completed an alternative procedure (b)  
 - - - Perpetrators having fully implemented a conditional suspension of the prosecution (c)      ····· Perpetrators whose case has been closed without further action (CSS)\* for in expediency of prosecution<sup>1</sup>



Criminal response rate  
 $= (a+b+c)/d = 86.9\%$

**206,025** criminal orders  
**114,277** summonses by judicial police officer (OPJ)\*  
**120,724** 'guilty plea' procedures (CRPC)\*  
**60,348** immediate hearings  
**35,170** summonses by prosecutor PV\*  
**8,042** direct summonses  
**4,790** deferred hearings

1. Reasons: failed searches, complaint withdrawn or failure to act by the complainant, defective mental state, behaviour of the victim, victim compensated ex officio, ex officio regularisation, non-proportionate or inappropriate prosecution.

Source: Ministry of Justice, SG, SSER, Cassiopée data file.

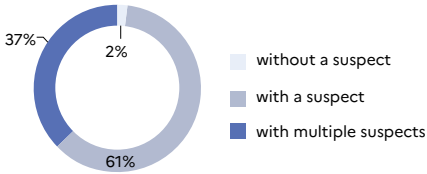
# The activity of investigating judges in 2023

16,629 new cases, of which...

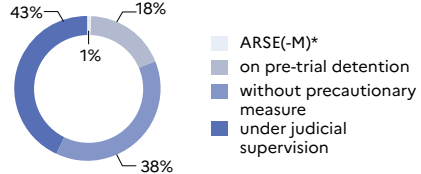


14,779 cases for which a closing order was issued during the year

16,629 new cases, of which...



23,561 persons referred to a trial court, of which...



27,471 persons placed under formal investigation

Source: Ministry of Justice, SG, SSER, Cassiopée data file.

## Cases for which a settlement order was issued during the year according to the method of closure

	Number of perpetrators	Median duration <sup>1</sup> of investigation (months)
<b>Total</b>	<b>30,639</b>	<b>30</b>
Indictment before the Assize Court	2,302	29
Indictment before the departement court for felonies	1,811	25
Referral to the court for misdemeanours	17,051	29
Referral to the juvenile court or juvenile judge	1,823	30
Decision to drop the case	7,117	37
Referral for CRPC*	535	31

1. Between the initial submission by the public prosecutor and the closing order by the investigating judge.

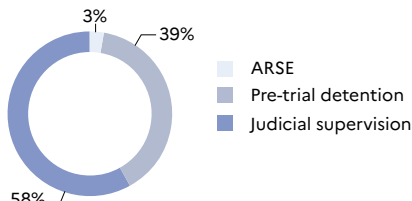
Interpretation: in 2023, half of the cases that were dropped lasted less than 37 months.

Source: Ministry of Justice, SG, SSER, Cassiopée data file.

## Precautionary measures taken in 2023 by the JLD\*, the investigating judge, the court for misdemeanours or the juvenile courts

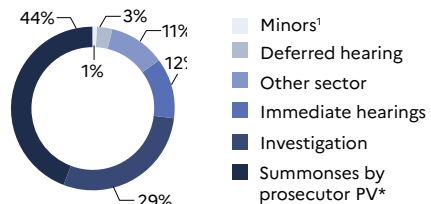
Precautionary measures ordered during investigation    Sector in which judicial supervisions were handed down

35,562 security measures following an investigation



1. Handed down by juvenile courts.

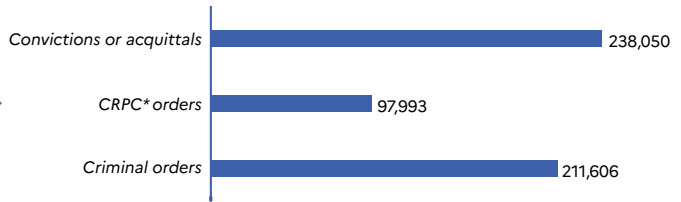
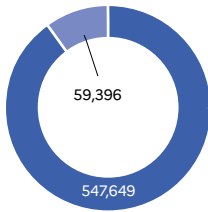
72,808 judicial supervisions



Source: Ministry of Justice, SG, SSER, Cassiopée data file.

## Judgments pronounced by criminal courts in 2023<sup>1</sup>

**607,045** judgments handed down by the **courts for misdemeanours**



■ Criminal judgments ■ Other (including judgments on civil claims)

**7,623** judgments handed down by the **Court of Cassation**

**50,160** judgments handed down by **police tribunals<sup>2</sup>**

**1,742** judgments handed down by **Assize Courts** of first instance of which **589** appealed

**95,015** judgments handed down by the **Courts of Appeal**

Chamber of criminal appeals	40,117
Chamber for the enforcement of sentences	8,931
Investigation Chamber	45,483
Assize courts of appeal	484

of which **157** appealed against in cassation

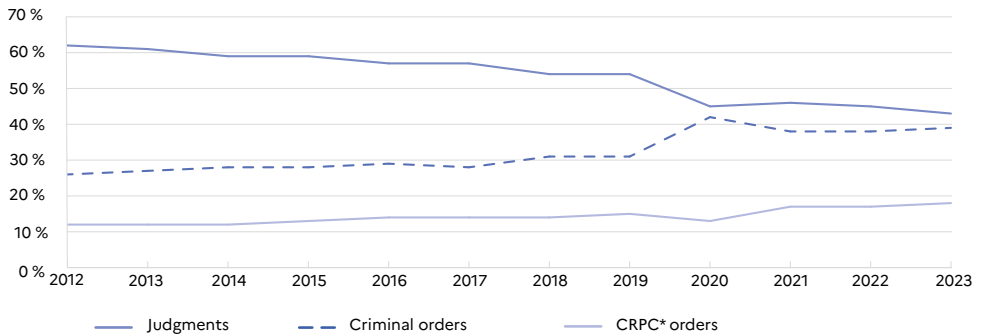
**426** judgments handed down by the **department courts for felonies** of which **112** appealed

**47,416** judgments handed down by **juvenile courts and judges**

1. In judgment-persons for courts for misdemeanours, police tribunals, local courts and juvenile courts and judges. In judgments for the Court of Cassation, the courts of appeal and the assize courts. A judgment involving two persons is worth two judgment-persons, i.e. as many judgments as persons involved.
2. Data from the police tribunals on 5th Class petty offences have been unavailable since 2018.
3. Concerns only the courts for felonies sitting at the Court of Appeal.

Sources: Ministry of Justice, SG, SSER. 'Cadres du parquet' survey, juvenile court dashboards, Cassiopée data file; Court of Cassation - Nomos.

## Judgments handed down by courts for misdemeanours

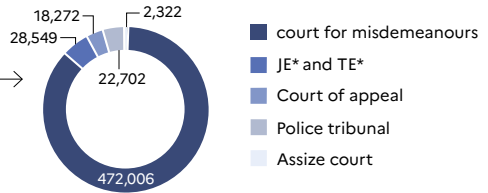


Source: Ministry of Justice, SG, SSER, Cassiopée data file.

## Convictions in 2023

unit: conviction

	Total
<b>Total</b>	<b>543,851</b>
Felonies	2,221
Misdemeanours	511,928
5th-class petty offences	29,702



Source: Ministry of Justice, SG, SSER, data analysis of the National Criminal Record of Natural Persons (provisional data).

## Convictions and conditional suspensions of the prosecution in 2023 by type of main offence

	Convictions	of which handed down by juvenile courts <sup>1</sup>	Conditional suspensions of the prosecution
<b>Total</b>	<b>543,851</b>	<b>29,227</b>	<b>59,311</b>
<b>Felonies</b>	<b>2,221</b>	<b>434</b>	<b>N.A.</b>
Rape	1,304	285	N.A.
Intentional homicide and violence	670	64	N.A.
Aggravated theft	219	78	N.A.
Other felonies	28	7	N.A.
<b>Misdemeanours</b>	<b>511,928</b>	<b>28,548</b>	<b>55,847</b>
Road traffic and transport	206,695	1,406	28,332
Offences against property	83,954	12,288	3,405
<i>Theft, receiving stolen goods</i>	61,731	9,587	1,983
<i>Swindling, breach of trust</i>	11,331	1,088	585
<i>Destruction, damage</i>	10,892	1,613	837
Personal injury	115,465	7,536	16,639
<i>Assault and battery</i>	78,285	5,105	12,513
<i>Involuntary manslaughter or unintentional injury</i>	7,194	121	927
<i>Sexual misdemeanours</i>	9,257	1,332	312
<i>Other personal injuries</i>	20,729	978	2,887
Drug offences	49,635	5,433	2,218
Economic and financial offences	9,738	97	954
Administrative and judicial order offences	24,528	1,142	1,620
Trade and transport of weapons	8,147	404	814
Forgery of public or private documents	5,771	np	525
Environmental offences	2,202	<5	859
Other misdemeanours	5,793	227	481
<b>5<sup>th</sup>-class petty offences</b>	<b>29,702</b>	<b>245</b>	<b>3,464</b>
Road traffic	17,231	10	1,202
Low-level intentional or unintentional violence	5,242	176	911
Offences against property	1,988	49	227
Environmental offences	1,813	0	572
Other petty offences	3,428	10	552

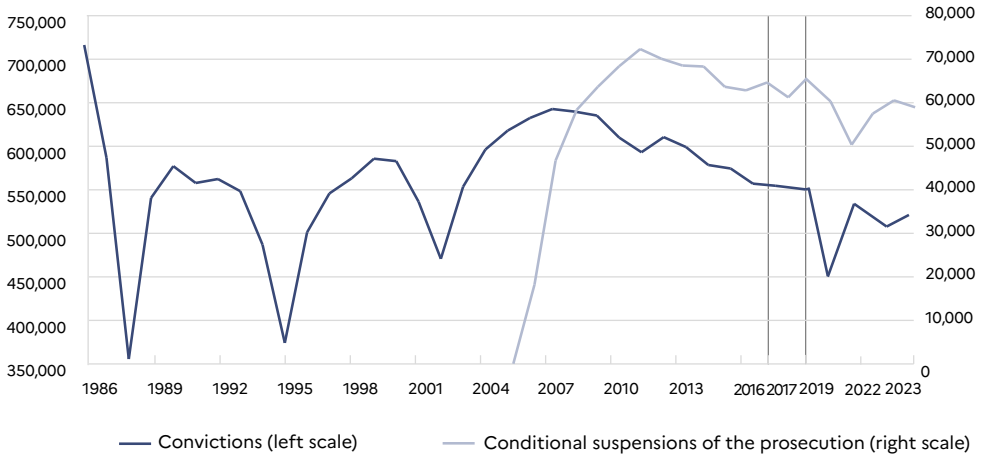
<5: non-zero headcount less than 5, not provided due to statistics confidentiality.

np: headcount over or equal 5, not provided due to statistics confidentiality.

1. Unlike previous years, the data include juvenile assize courts, juvenile appeal assize courts and appeal courts with a special juvenile division.

Source: Ministry of Justice, SG, SSER, data analysis of the National Criminal Record of Natural Persons (provisional data).

## Convictions and conditional suspensions of prosecution since 1986



**Note 1:** the decreases in 1988, 1995 and 2002 are due to amnesty laws.

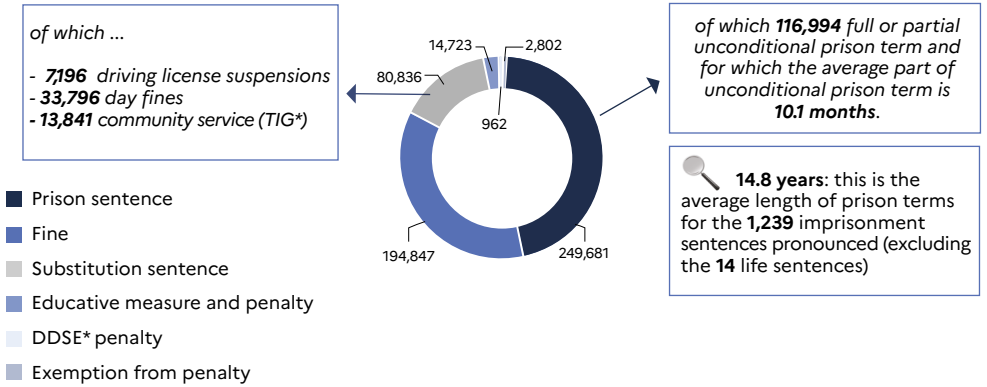
**Note 2:** the 2022 data are semi-definitive, the 2023 data are provisional.

**Note 3:** vertical bars indicate a break in the series due to the unavailability of data from police tribunals for 2017, 2018 and 2019.

Source: Ministry of Justice, SG, SSER, statistical data of the National Criminal Record of Natural Persons.

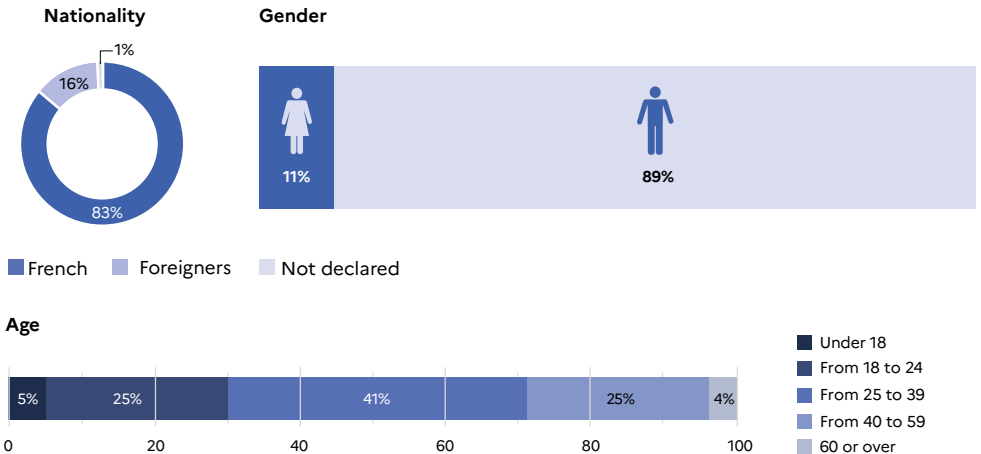
# Convictions in 2023<sup>1</sup> (excluding conditional suspensions of the prosecution) Felonies, misdemeanours, 5th-class petty offences

**543,851** main sentences and measures handed down



Source: Ministry of Justice, SG, SSER, data analysis of the National Criminal Record of Natural Persons.

## > Sociodemographic characteristics of the **453,889** convicted persons



1. Provisional data.

Source: Ministry of Justice, SG, SSER, data analysis of the National Criminal Record of Natural Persons.

## Recidivists and repeat offenders among convicted persons in 2023<sup>1</sup> (excluding conditional suspensions of the prosecution)

The recidivism rate is the proportion of convicted persons in 2023 who subsequently re-offended in the sense of articles 132-8 to 132-10 of the Criminal Code.

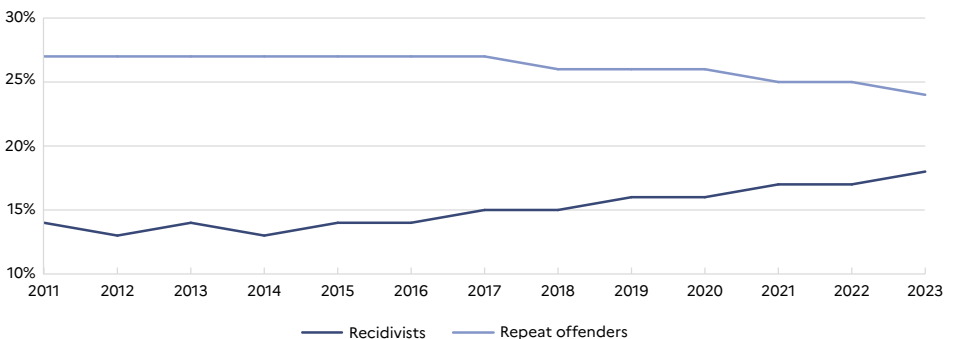
The repeat offence rate corresponds to the proportion of convicted persons in 2023 who were not recidivists in the legal sense but who had already been convicted of a misdemeanour or felony in the previous five years (2018 - 2023).

Recidivists and repeat offenders among those convicted in 2023			
Nature of the main offence punished	Recidivism rate (%) (a)	Repeat offence rate (%) (b)	Recidivism and repeat offence rate (%) (a+b)
<b>All types of felonies</b>	<b>10.1</b>	<b>N.A.</b>	<b>N.A.</b>
Intentional homicide	11.8		
Rape	6.0		
Aggravated theft	26.4		
<b>All types of misdemeanours</b>	<b>18.1</b>	<b>23.8</b>	<b>41.9</b>
<i>of which theft, receiving stolen goods</i>	25.7	24.1	49.8
<i>destruction, damage</i>	8.3	33.2	41.5
<i>drink driving</i>	22.1	11.4	33.5
<i>assault</i>	19.1	20.1	39.2
<i>sexual misdemeanours</i>	7.0	10.4	17.4
<i>contempt and resisting arrest</i>	10.3	48.6	58.9
<i>drug misdemeanours (ILS*)</i>	20.5	30.2	50.7

1. Provisional data.

Source: Ministry of Justice, SG, SSER, data analysis of the National Criminal Record of Natural Persons.

### Recidivists and repeat offenders among convicted persons since 2011 (misdemeanours)



Note: The 2022 data are semi-definitive, the 2023 data are provisional.

Source: Ministry of Justice, SG, SSER, data analysis of the National Criminal Record of Natural Persons.

# PRISONS AND PROBATION

## Secure facilities (in prison and outside prison)

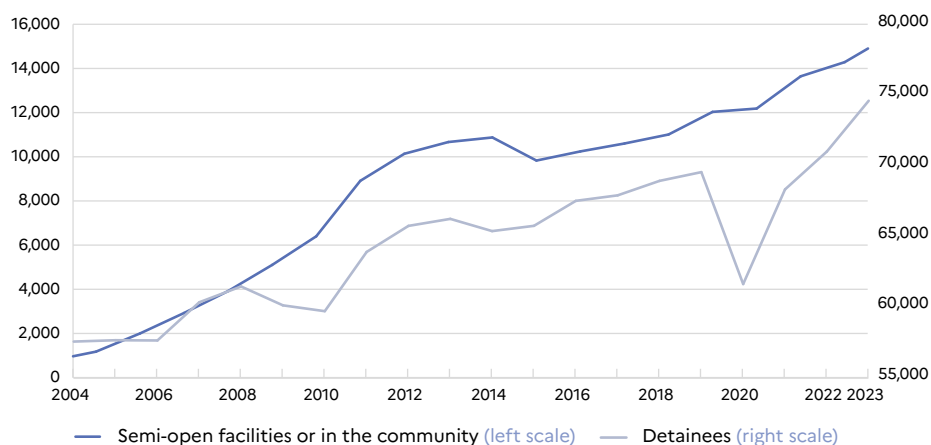
Prison facilities admitting prisoners on December 31 <sup>st</sup> 2023	Number of facilities	90,071 detainees / on community sanctions, of which...			Prison occupancy rate (%)
		Convicted detainees	Convicted in semi-open facilities or offender centers in the community	Defendants (on pre-trial detention)	
<b>Combined</b>	179	51,746	15,453	22,872	123.1
Remand prison <sup>1</sup>	75	12,231	6,137	8,946	143.7
Penitentiary center <sup>2</sup>	59	27,915	7,719	13,639	126.1
Prison <sup>3</sup>	38	11,466	1,590	107	92.5
Juvenile prison facilities	6	94	7	165	73.6
National public health institution <sup>4</sup>	1	40	0	15	65.5

1. Receiving remand prisoners and convicts whose sentence or remaining sentence does not exceed two years.
2. Mixed establishment composed of at least two units with differentiated detention regimes.
3. Receiving convicts whose sentence exceeds two years.
4. Under the authority of the Ministry of Health.

Source: Ministry of Justice, Prisons and Probation Administration, EX3, quarterly statistics of persons imprisoned in France.

## Variation in the population in secure facilities

Number of people on December 31<sup>st</sup>



Note: 'detainees' includes those in prison, those placed in open prison facilities and those in semi-detention. 'Semi-open facilities or in the community' includes detainees placed under electronic supervision or placed in open facilities without accommodation. 'Defendants' includes persons placed under pre-trial detention.

Source: Ministry of Justice, SG, SSER, Genésis data file.



## Secure facilities

### Characteristics of detainees / on community sanctions on December 31<sup>st</sup> 2023

	Defendants ( <i>detainees</i> )	Convicted defendants ( <i>detainees</i> )	Convicted detainees	Convicted in semi-open facilities or in the community	Total
<b>Total</b>	<b>19,755</b>	<b>3,117</b>	<b>51,746</b>	<b>15,453</b>	<b>90,071</b>
Women	909	65	1,530	853	3,357
Men	18,846	3,052	50,216	14,600	86,714
Under 18	447	17	253	54	771
18 to 19	1,070	168	1,468	262	2,968
20 to 24	3,746	795	8,729	2,459	15,729
25 to 29	3,437	682	9,219	2,926	16,264
30 to 34	3,001	499	8,127	2,672	14,299
35 to 39	2,595	401	7,285	2,268	12,549
40 to 44	1,901	244	5,714	1,767	9,626
45 to 49	1,270	146	3,766	1,061	6,243
50 to 54	911	76	2,800	809	4,596
55 to 59	578	45	1,866	567	3,056
60 or over	799	44	2,519	608	3,970
French	13,914	2,524	39,355	13,933	69,726
Foreigners	5,816	592	12,339	1,508	20,255
Stateless and not documented	25	1	52	12	90

Note: 'detainees' includes those placed in simple detention, those placed in the community and those in semi-detention. 'Convicted in semi-open facilities or in the community' includes detainees placed under electronic supervision or placed in open facilities without accommodation.

Source: Ministry of Justice, SG, SSER, Génésis data file.

### Convicted persons on December 31<sup>st</sup> 2023 according to the length of the unconditional imprisonment pronounced

	Convicted detainees <sup>1</sup>	Convicted in semi- open facilities or in the community	Total
<b>Combined</b>	<b>54,863</b>	<b>15,453</b>	<b>70,316</b>
6 months or less	3,692	3,934	7,626
More than 6 months up to 1 year	8,414	6,374	14,788
More than 1 year up to 2 years	12,502	2,633	15,135
More than 2 years up to 5 years	13,733	1,518	15,251
More than 5 years up to 10 years	6,231	522	6,753
More than 10 years up to 20 years	6,960	341	7,301
More than 20 years up to 30 years	1,968	65	2,033
Life imprisonment	483	13	496
Not specified	880	53	933

1. Including convicted-defendants.

Source: Ministry of Justice, SG, SSER, Génésis data file.

## Number of releases and length of *placement sous écrou*<sup>1</sup> in 2023

	Releases
<b>Total</b>	<b>98,495</b>
of which on parole	9,742
of which " <i>libération sous contrainte</i> " <sup>2</sup>	1,143

Indicators of average length <sup>3</sup> of <i>placement sous écrou</i> (months)	
Convicted detainees	10.5
Convicted in semi-open facilities or in the community	8.6
Defendants ( <i>on pre-trial detention</i> )	5.2

1. Act by which a person on pre-trial detention or convicted to a prison sentence is under the supervision of the Prisons and Probation Administration.

2. Special procedure allowing a person to execute the end of their prison term as an external placement, a semi-detention, a placement under electronic supervision or parole.

3. **Calculation method:** the difference between the date of admission and the date of release in 2023, depending on the penal situation on release.

Source: Ministry of Justice, SG, SSER, Genésis data file; Ministry of Justice, Directorate of Prisons and Probation Administration, EX3\*, quarterly statistics on persons *sous écrou* in France.

## Outside of prison facilities

Convicted persons serving their sentences outside of prison are subject to various obligations, under the supervision of the sentence enforcement judge, assisted by one of the **104** Rehabilitation and Probation Services (SPIPs).

### Characteristics of persons under the supervision of SPIPs\* outside of prison

Adults under the supervision of on December 31 <sup>st</sup> 2023	Convicted <sup>1</sup>	Convicted subject to a security measure <sup>2</sup>	Defendants <sup>3</sup>	Total
<b>Total</b>	<b>157,856</b>	<b>7,248</b>	<b>6,042</b>	<b>171,146</b>
Women	11,563	186	490	<b>12,239</b>
Men	146,293	7,062	5,552	<b>158,907</b>
18 to 24	28,911	305	1,459	<b>30,675</b>
25 to 29	24,139	448	1,014	<b>25,601</b>
30 to 39	46,377	1,471	1,597	<b>49,445</b>
40 or over	58,422	5,024	1,965	<b>65,411</b>
Not specified	7	0	7	<b>14</b>
French	142,736	6,820	5,222	<b>154,778</b>
Foreigners	15,120	428	820	<b>16,368</b>

1. Person under a post-trial measure, excluding security measures.

2. Person under a security measure as part of their sentence.

3. Person as part of a pre-trial measure.

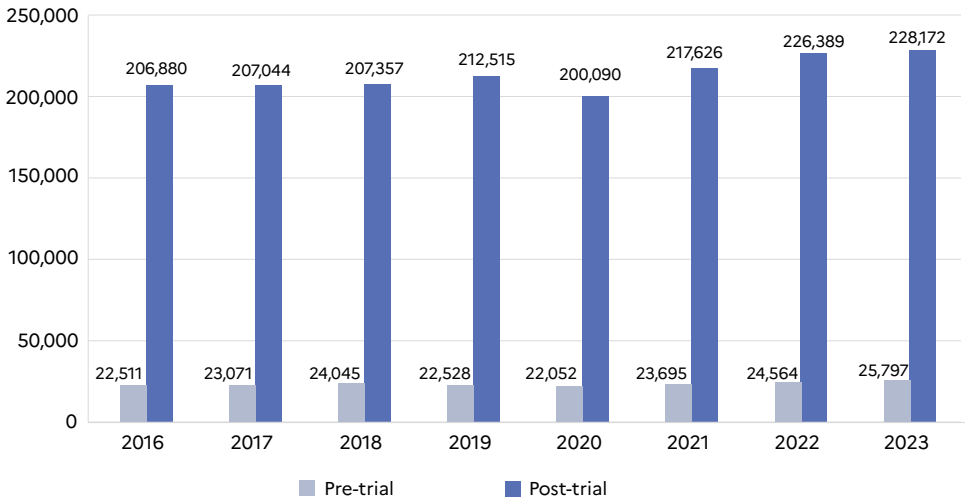
Source: Ministry of Justice, SG, SSER, APPI\* data file.

## Orders of terms in the community

		Measures ongoing on December 31 <sup>st</sup> 2023	Measures imposed in 2023	Average follow-up time of measures closed in 2023 (months)
<b>Combined</b>		<b>195,306</b>	<b>133,739</b>	<b>20.5</b>
Pre-trial measures	<b>Combined</b>	<b>7,131</b>	<b>5,418</b>	<b>8.0</b>
	ARSE* / ARSEM*	654	828	6.1
	CJ*	6,477	4,590	8.8
Post-trial measures	<b>Combined</b>	<b>179,975</b>	<b>125,948</b>	<b>20.7</b>
	Probation	143,750	79,540	22.8
	Parole (LC*)	3,949	8,614	3.7
	Community service (TIG*)	17,929	18,099	13.9
	Other measures	14,347	19,695	25.4
Security measures following a conviction	<b>Combined</b>	<b>8,200</b>	<b>2,373</b>	<b>47.9</b>
	PSEM*	32	19	17.3
	SJ*	220	110	24.8
	Socio-judicial probation (SSJ*)	7,948	2,244	50.7

Source: Ministry of Justice, SG, SSER, APPI\* data file.

## People under supervision inside and outside of prison on December 31<sup>st</sup>



Source: Ministry of Justice, SG, SSER, APPI data file (outside of prison facilities) and Genésis data file (prison facilities).

# JUVENILE JUSTICE

	in civil matters	in criminal matters
<b>Number of new cases in 2023<sup>1</sup></b>	92,772	161,316

1. Number of referrals to the juvenile judge for children at risk services (in initial proceedings) and to the public prosecutor in criminal cases.

Sources: Ministry of Justice, SG, SSER, Dashboard of juvenile courts (civil matters), Cassiopée data file (criminal matters).

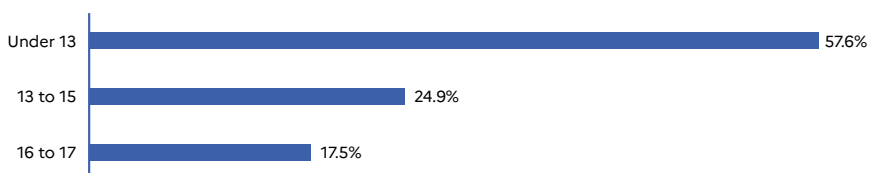
## Minors at risk in 2023

Origin of reports in 2023	
<b>Total</b>	<b>124,123</b>
Child Welfare Office (ASE)	78,840
Police, gendarmerie	4,316
National Education system	3,883
Medical community	2,414
The minor or a relative	15,713
Other or unknown origin	18,957

Source: Ministry of Justice, SG, SSER, Dashboards of juvenile courts.

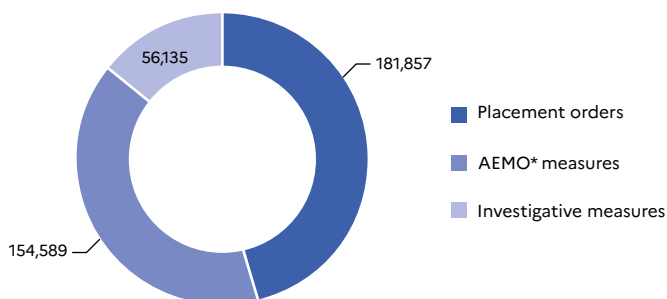
### Activity of juvenile judges

124,123 minors at risk for whom a juvenile judge has been appointed, of which aged ...



### 263,752 minors at risk under the supervision of the juvenile judge<sup>1</sup> on December 31<sup>st</sup> 2023

#### 392,581 individual measures imposed (new and renewed)



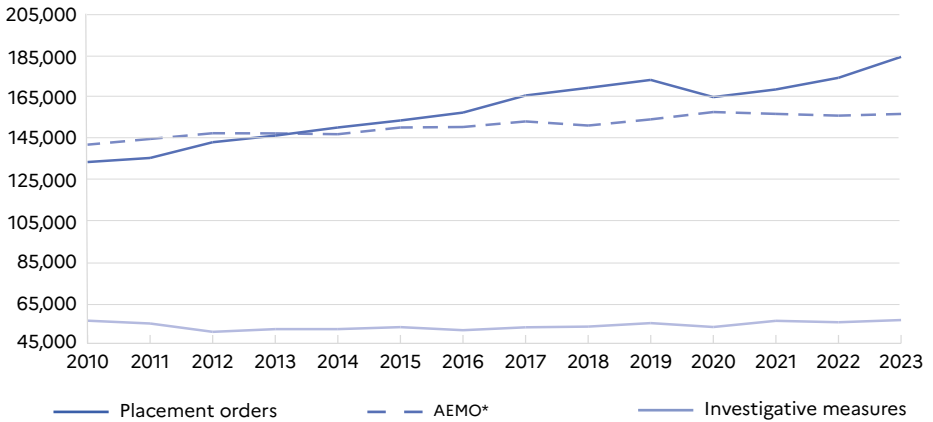
### Judicial measures to help with managing the family budget (MJAGBF)

Number of families subject to a MJAGBF* (new and renewed)	12,852
Number of minors belonging to these families	31,059

1. Excluding legal measures to help with managing the family budget (MJAGBF).

Source: Ministry of Justice, SG, SSER, Dashboards of juvenile courts.

## Number of individual measures imposed



Source: Ministry of Justice, SG, SSER, Dashboards of juvenile courts.

## Average case processing time in 2023 (months)

Educational care for children at risk <sup>1</sup>	6.6
Cases concerning children at risk services, between the referral to the juvenile judge and the 1 <sup>st</sup> decision on the merits	3.9

1. Average duration of civil measures (Art. 375 Civil Code) of investigation, placement and judicial measures of educational support at home completed in 2023.

Source: Ministry of Justice, SG, SSER, Dashboards of juvenile courts; Ministry of Justice, DPJJ\*.

## Juvenile offenders in 2023

### Origin of the referral

Police	90,064
Gendarmerie	52,070
Justice	1,534
Other origin	17,648
<b>Total</b>	<b>161,316</b>

Source: Ministry of Justice, SG, SSER, Cassiopée data file.

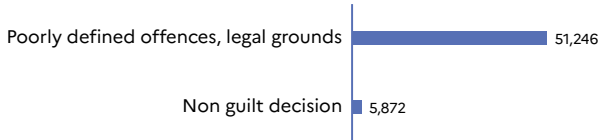
### Activity of public prosecutors concerning minors in 2023

<b>All cases processed</b>	<b>140,214</b>
with a minor perpetrator	103,777
with several perpetrators including at least one minor	36,437

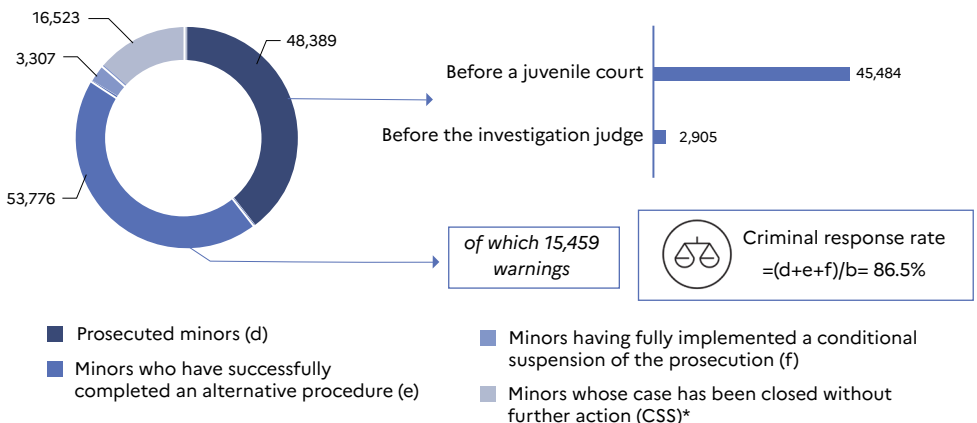
#### 179,113 minors in cases processed (a+b)



#### 57,118 minors in non-prosecutable cases (a)

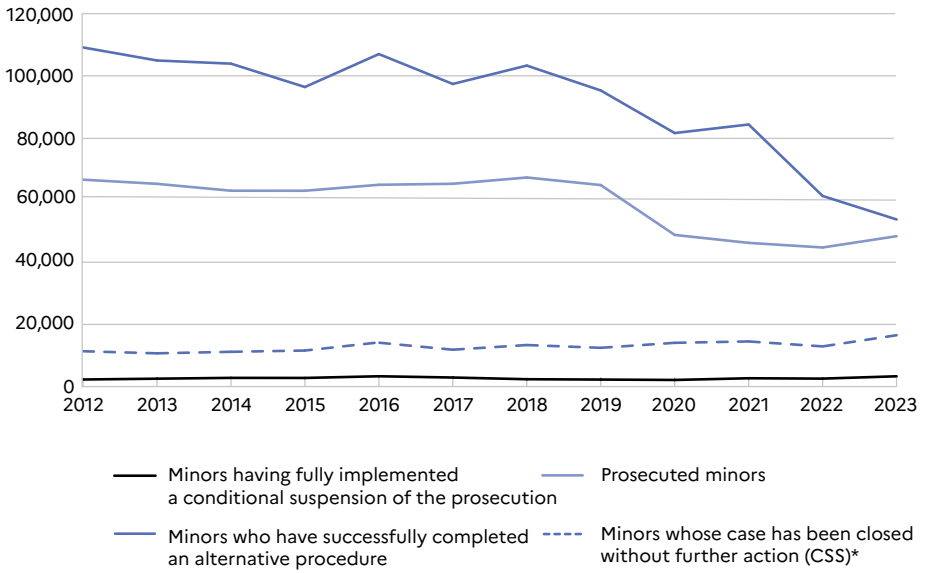


#### 121,995 minors in prosecutable cases (b)

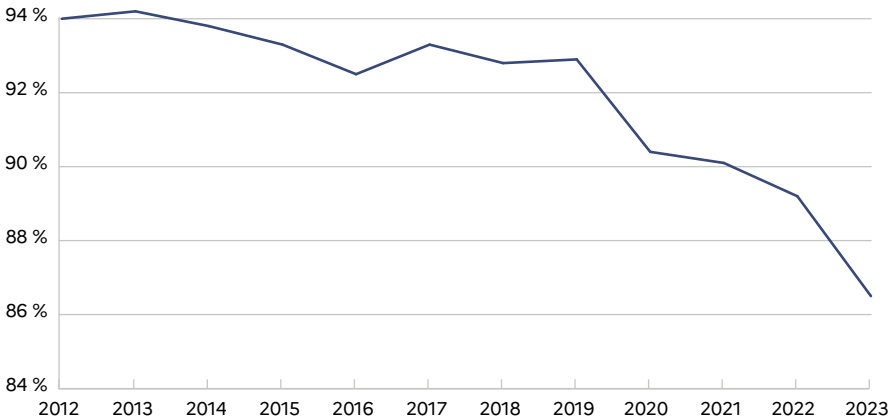


Source: Ministry of Justice, SG, SSER, Cassiopée data file.

## Distribution of minors in prosecutable cases



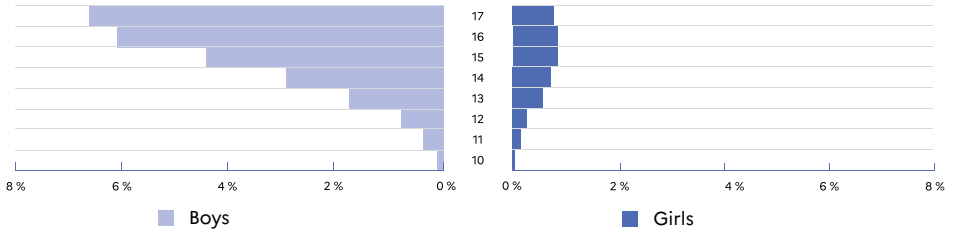
## Variation in the criminal response rate = $(d+e+f)/b$



Source: Ministry of Justice, SG, SSER, Cassiopée data file.

## Juvenile offenders in 2023

### Percentage of prosecutable minors by gender and age



**Interpretation:** in 2023, for every 100 boys aged 17 (age at the time of the facts), 7 were involved in prosecutable cases.

**Note:** a single minor is counted as many times as he/she appeared in court in 2023.

Source: Ministry of Justice, SG, SSER, Cassiopée data file.

### Activity of juvenile judges and juvenile courts

<b>Juvenile offenders referred to the 1<sup>st</sup> instance juvenile courts</b>	<b>47,385</b>
<b>Provisional measures pronounced<sup>1</sup></b>	<b>28,263</b>
Provisional judicial educational measure	20,017
Judicial supervision	6,527
Pre-trial detention	1,719
<b>Minors judged on guilt</b>	<b>47,416</b>
Hearings in the juvenile judge's office	29,551
Hearings in the juvenile court	17,865
<b>Minors fully acquitted</b>	<b>4,556</b>
<b>Minors found guilty</b>	<b>42,860</b>
<b>Minors convicted<sup>2</sup></b>	<b>37,819</b>
<b>Main sentences and measures pronounced</b>	<b>48,075</b>
Exemption from penalty, measure or declaration of educational success	4,456
Judicial warning	11,870
Judicial educational measure	9,810
Prohibition, confiscation, other penalties	4,802
Citizenship course	2,165
Community service	2,421
Fine or suspended fine	967
Fully suspended prison sentence	4,612
Fully suspended prison sentence with probation	2,596
Fully or partial unconditional prison sentence	2,884
Unidentified penalty or measure	1,492

1. Measures pronounced by juvenile judges and liberty and custody judges, excluding investigative procedures.

2. Juveniles found guilty in court are counted once their sanction has been pronounced, following their educational probation.

Source: Ministry of Justice, SG, SSER, Cassiopée data file.



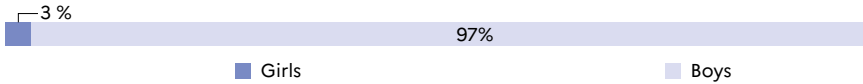
## Minors in prison or in the community on December 31<sup>st</sup> 2023

<b>Total</b>	<b>771</b>
Defendants (détenus)	447
Convicted-defendants (détenus)	17
Convicted detainees	253
Convicted in semi-open facilities or in the community	54
<i>Proportion of pre-trial detention</i>	58%
Average duration <sup>1</sup> of <i>placement sous écrou</i> <sup>2</sup> (months)	4.0


1. Average duration on December 31<sup>st</sup> 2023 for those *placés sous écrou* on that date.

2. Act by which a person on pre-trial detention or convicted to a prison sentence is under the supervision of the Prisons and Probation Administration.

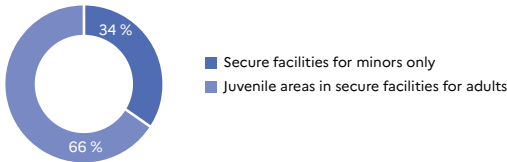
### Gender



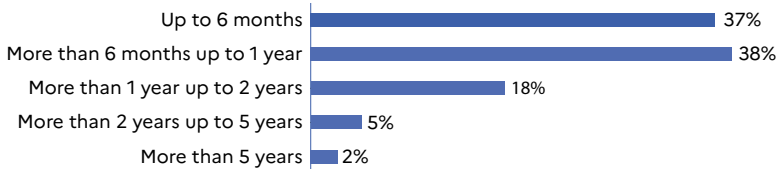
### Age



### Minors detained on December 31<sup>st</sup> 2023 by type of facility



### Length of unconditional prison sentences pronounced (convicted persons)



Source: Ministry of Justice, SG, SSER, Génésis data file.

## Activity of the Youth Protection and Juvenile Justice in 2023

	at the expense of the State-DPJJ* and entrusted to		Orders of placement with the ASE* or judicial measures of educational support at home
	public sector	voluntary sector	
	Measures imposed in 2023		Ongoing measures on December 31 <sup>st</sup> 2022
<b>Measures in place during the year</b>			
<b>Investigation</b>	<b>69,634</b>	<b>24,822</b>	
for juvenile offenders	1,525	6	
under the Juvenile Criminal Justice Code	57,440	6	
for children at risk	10,669	24,810	
for the protection of young adults	0	0	
<b>Placement orders</b>	<b>4,881</b>	<b>3,358</b>	<b>162,600</b>
for juvenile offenders	268	211	
under the Juvenile Criminal Justice Code	4,577	3,123	
for children at risk	6	<5	
for the protection of young adults	30	np	
<b>Measures outside of prison</b>	<b>117,758</b>	<b>9,549</b>	<b>121,300</b>
for juvenile offenders <sup>1</sup>	12,895	3,677	
under the Juvenile Criminal Justice Code	103,716	5,865	
for children at risk	1,007	<5	
for the protection of young adults	140	np	
<b>Sentences adjustments</b>	<b>155</b>	<b>0</b>	
for juvenile offenders <sup>1</sup>	9	0	
under the Juvenile Criminal Justice Code	146	0	
<b>Day center</b>	<b>1,517</b>	<b>&lt;5</b>	
for juvenile offenders <sup>1</sup>	<5	<5	
under the Juvenile Criminal Justice Code	np	<5	
<b>Total</b>	<b>193,945</b>	<b>37,731</b>	<b>283,900</b>
for juvenile offenders	14,698	3,895	
under the Juvenile Criminal Justice Code	167,395	8,995	
for children at risk	11,682	24,815	
for the protection of young adults	170	26	
<b>Minors under supervision of the Justice system during the year, all measures/orders and all legal grounds combined</b>			
Under 13		27.6%	57.5%
from 13 to 15		17.2%	22.4%
from 16 to 17		27.1%	20.1%
18 or over		28.1%	0.0%
Boys		74.3%	56.5%
Girls		25.7%	43.5%
<b>Number of minors under supervision of the Justice system</b>		<b>137,510</b>	<b>N/A</b>

1. The voluntary sector makes sure that the remedial measures are effective, while the public sector carries out all categories of educational measures in the community.

2. According to assistance to children at risk, the Juvenile Criminal Justice Code, delegation of parental authority, partial withdrawal of parental authority or tutorship referred to the ASE\*.

<5: Non-zero headcount less than 5, not provided due to statistics confidentiality.

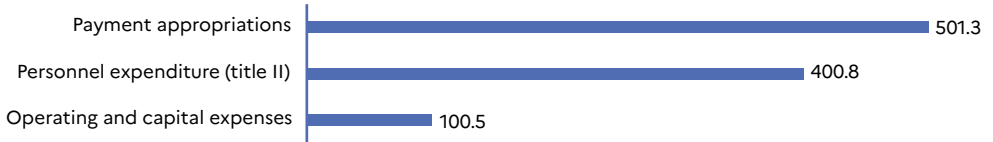
np: Headcount over or equal 5 not provided due to statistics confidentiality.

Sources: Ministry of Justice, DPJJ\*; Ministry of Health, Directorate for Research, Studies, Evaluation and Statistics (DREES)\*, Social Assistance Survey.

# ADMINISTRATIVE JUSTICE

## Resources in 2023

In EUR millions



Source: 2024 Finance Bill regarding the Council of State and other administrative jurisdiction.

## Lawyers' work paid for under the legal aid in 2023

	Number of paid work	Amount paid (in EUR millions)
All administrative courts	102,922	55.0

Source: Ministry of Justice, SG, SSER, UNCA\* data analysis - CARPA\* fund treasury statements.

## Activity of administrative courts in 2023<sup>1</sup>

### Activity of the 40 administrative tribunals<sup>2</sup>

Registered cases	257,329
------------------	---------

Litigation in foreign law	43%
Social security litigation	14%
Civil service litigation	8%
Tax litigation	4%
Police litigation	6%
Urban planning and development litigation	5%
Procurement and contract litigation	2%
Other litigation	18%

Cases judged	243,089
Cases pending on December 31 <sup>st</sup>	214,292
Disposition time <sup>3</sup> (months)	10.6
Registered applications for a priority preliminary ruling on the issue of constitutionality	266

### Activity of the 9 administrative courts of appeal<sup>2</sup>

Registered cases	31,586
------------------	--------

Litigation in foreign law	57%
Tax litigation	7%
Civil service litigation	9%
Town planning litigation	7%
Procurement and contract litigation	2%
Other litigation	18%

Cases judged	32,144
Cases pending on December 31 <sup>st</sup>	28,303
Disposition time <sup>3</sup> (months)	10.6
Registered applications for a priority preliminary ruling on the issue of constitutionality	115

### Activity of the Council of State

Cases registered (by referral method)	9,574
---------------------------------------	-------

Cassation	65%
First resort	14%
Other referrals including appeals	21%

Settled cases	9,746
Cases pending on December 31 <sup>st</sup>	5,205
Disposition time <sup>3</sup> (months)	6.4
Registered applications for a priority preliminary ruling on the issue of constitutionality	156

1. Several applications based on the same text may be grouped into one case. The data also covers the French overseas territories and New Caledonia.

2. The number of administrative courts has been modified in relation to 2022 due to a change in the enumeration of legal entities, and not a reduction in the number of administrative courts.

3. Equal to the ratio between the number of pending cases and the average number of cases closed per month.

Source: Council of State, Public report on the administrative courts' legal and advisory activities in 2023.

## List of acronyms and abbreviations

AEMO	Judicial measures of educational support at home for children at risk	LOLF	Organic Law on Finance Laws
AJ	Legal aid	MJAGBF	Judicial measure to help with managing the family budget
APPI	Sentence enforcement, probation and rehabilitation	MJD	Legal advice center
ARSE	Curfew order with electronic supervision	OPJ	Judicial police officer
ARSEM	Curfew order with mobile electronic supervision	PAP	Annual performance project
ASE	Child Welfare Office	PEJC	Civil Justice evaluation unit
BAJ	Legal aid office	PIM	Immediate summons
CARPA	Lawyers' Compliance and Clients' Funds Handling Services	PJJ	Youth Protection and Juvenile Justice
CCD	Department court for felonies	PSEM	Placement with mobile electronic supervision
CDAD	Department Councils for Access to Law	PV	Report
CEF	Secure educational center	RAP	Annual performance report
CJ	Judicial supervision	SADJAV	Service for Access to Law and Justice and Victim Support
CJPM	Juvenile Criminal Justice Code	SJ	Judicial surveillance
CRPC	Appearance after prior admission of guilt	SPIP	Rehabilitation and probation service
DACG	Directorate of Criminal Affairs and Pardons	SSJ	Socio-judicial surveillance
DACS	Directorate of Civil Affairs and Seals	TC	Commercial court
DAP	Directorate of Prisons and Probation Administration	TE	Juvenile court
DDSE	Home detention under electronic supervision	TGI	Former ordinary court
DPJJ	Directorate of Youth Protection and Juvenile Justice	TI	Former proximity court
DREES	Directorate for Research, Studies, Evaluation and Statistics	TIG	Community service
ENG	National School for Registrars	TJ	Ordinary court
DSJ	Judicial Services Directorate	TMC	Maritime commercial court
ENPJJ	National Academy for Youth Protection and Juvenile Justice	TMFPO	Mandatory prior family mediation attempts
EX3	Data, Research and Evaluation Office	UEAJ	Educational day care center
ILS	Drug offences	UEHC	Collective accommodation educational unit
JE	Juvenile judge	UEHD	Diversified accommodation educational unit
JEX	Enforcement judge	UEMO	Educational unit in the community
JLD	Liberty and custody judge	UNCA	National Union of Lawyer's Payment Funds (CARPAs)
LC	Parole	NP	Not provided due to statistics confidentiality
LFI	Initial Finance Law	N/A	Not available
		N.A.	Not applicable

For more information, please visit the Ministry of Justice website  
<https://www.justice.gouv.fr>

All Ministry of Justice Statistics Office publications  
<https://www.justice.gouv.fr/documentation/etudes-statistiques>

### ‘KEY FIGURES OF JUSTICE’

**Annual brochure containing key figures on the resources and activities of the Justice system**  
On the Ministry of Justice website, under [Documentation/Etudes et statistique/Chiffres clés](#)

---

### ‘JUSTICE STATISTICS REFERENCES’

**A reference work and summary of annual judicial activity in around sixty fact sheets**  
On the website of the Ministry of Justice, under [Documentation/Etudes et statistiques/Références Statistiques Justice](#)

---

### ‘INFOSTAT JUSTICE’

**Regular in-depth analyses of topical issues**

Latest issues:

198. La traite et l’exploitation des êtres humains : un état des lieux en 2024 à partir des sources administratives
197. Près d’une personne sur dix bénéficie d’une mesure de protection juridique après 90 ans
196. Quatre tuteurs sur cinq volontaires pour encadrer des tigiistes
195. La traite et l’exploitation des êtres humains en 2022 : une approche par les données administratives
194. Le Code de la justice pénale des mineurs, un premier bilan statistique à 15 mois

Available on the website of the Ministry of Justice: [Documentation/Etudes et statistiques/Infostat Justice](#)

---

### ‘QUICK FACTS ABOUT JUSTICE’

**Rapid availability of core indicators for Justice**

Latest issues:

18. 78 300 personnes détenues au 1<sup>er</sup> octobre 2024
17. Plus de 40 % des peines de prison ferme aménagées ou converties avant incarcération
16. L’expulsion du locataire demandée dans neuf affaires sur dix
15. Un prononcé du travail d’intérêt général en baisse depuis 2015
14. Sortants de prison en 2019, une baisse de la récidive après un an
13. Femmes et hommes devant la justice pénale
12. Trois médiations civiles judiciaires sur quatre conclues par un accord
11. Près de 8 000 affaires de violation de domicile traitées tous les ans en moyenne par les parquets
10. Sortants de prison en 2016 : six sur dix ont commis une infraction dans les quatre ans
9. Les violences sexuelles : près d’une condamnation sur six relève du viol

Available on the Ministry of Justice website: [Documentation/Etudes et statistiques/ Infos Rapides Justice](#)

---

For a printed publication, please send your request to:  
Ministry of Justice, Statistics, Studies and Research Department  
13, place Vendôme - 75 042 Paris Cedex 01

---



2 0 2  
3 1 3  
4 2 4  
5 3 5  
6 4 6  
7 5 7  
8 6 8  
9 7 9  
0 8 0  
1 9 1  
2 0 2  
3 1 3  
4 2 4  
5 3 5  
6 4 6  
7 5 7  
8 6 8  
9 7 9  
0 8 0  
1 9 1  
2 0 2  
3 1 3

Réalisation Nyl Communication - 02/25

