

**Ministry of Justice**

**Key Figures  
of Justice**  
2023 Edition

**Ministry of Justice Statistical Service**

General Secretariat  
Expertise and Modernisation Unit  
Sub-Directorate for Statistics and Studies

13, place Vendôme - 75042 Paris Cedex 01

---

ISBN 978-2-11-172587-4

© Justice 2023

# CONTENTS

Main figures in 2022	4
Resources of justice	5
Access to law and justice	7
People of justice	9
Civil justice	10
Criminal justice	15
Prison activity	22
Juvenile justice	26
Administrative justice	33
List of acronyms and abbreviations	35

Warning: The data presented in the 2023 edition of the *Key Figures* mainly refer to the reference year 2022. However, some data may be older for reasons of availability, or refer to January 1st, 2023.

Interpretation note : Unless stated otherwise, the data refers to France, excluding the French Overseas Territories.

For acronyms with an asterisks (\*), see the list of acronyms and abbreviations on page 35.

# MAIN FIGURES IN 2022

## 2023 Budget

EUR 9.6 billion

## Budget staff

92,753 full-time equivalents worked

## Premises real estate

6,025,483 m<sup>2</sup>



## Judicial courts

- 1 Court of Cassation
- 36 Courts of Appeal
- 164 Judicial tribunals
- 125 Local courts
- 211 Employment tribunals
- 5 Labour courts
- 134 Commercial courts
- 9 Mixed Commercial courts
- 162 Commercial chambers
- 272 Agricultural land tribunals
- 156 Juvenile courts
- 103 Department criminal courts
- 103 Assize courts
- 168 Criminal courts
- 166 Police tribunals

## Administrative courts

- 1 Council of State
- 8 Administrative courts of appeal
- 42 Administrative tribunals

1,872,458 decisions in **civil and commercial matters** of which 177,304 summary proceedings



281,405 cases settled by **administrative courts**

Criminal Justice	Perpetrators	of which minors
Perpetrators in the cases processed	1,855,704	168,866
Perpetrators in prosecutable cases	1,230,020	121,568
Perpetrators prosecuted, or who applied an alternative measure or conditional suspension of the prosecution	1,095,204	108,646
<b>Criminal response rate</b>	<b>89.0%</b>	<b>89.4%</b>
Convictions	Total	of which pronounced by a juvenile court
Felonies	2,400	163
Offences	508,106	30,475
5th-class petty offences (excluding police tribunals)	6,102	196

## Civil activity of juvenile court judges

112,919 minors in danger for whom a juvenile judge has been appointed



## 179 prisons

59,640 places as at as of January 1, 2023

85,311 persons put in prison

As at as of January 1, 2023

of which 71,025 detainees

103,017 entering prison in 2022

98,604 released from prison in 2022



172,774 persons under supervision **in the community** as of 12/31/2022



908,161 lawyers' work paid for by **legal aid** of which

451,864 civil litigation

356,997 criminal litigation

99,300 administrative litigation





## Premises in 2023

	2022		2023	
	Number of sites	Floor area (in m <sup>2</sup> )	Number of sites	Floor area (in m <sup>2</sup> )
<b>The whole ministry<sup>1</sup></b>	<b>1,650</b>	<b>6,036,907</b>	<b>1,773</b>	<b>6,025,483</b>
Central Administration	25	103,341	24	102,536
Courts and Tribunals	630	2,106,467	661	2,125,012
Decentralised services of the prison administration <sup>2</sup>	387	3,498,854	415	3,415,613
Decentralised services of the PJJ* (public sector only)	608	328,245	673	382,322

1. Premises owned, rented and made available (excluding staff accommodation, car parks and garages).

2. The Youth Protection and Juvenile Justice (PJJ) includes prisons, rehabilitation and probation services and local offices.

Source: Ministry of Justice/SG/Office for Real Estate Strategy and Policy.

## Legal expenses - Legal aid

	Amounts (in EUR million)			Variation 2022/23 (in %)
	2021	2022	2023	
<b>Legal expenses</b>	<b>618.2</b>	<b>648.4</b>	<b>660.4</b>	<b>+ 1.9</b>
Civil and commercial legal expenses <i>Surveys, expenses relating to guardianship proceedings, collective receivership proceedings and the court-supervised liquidation of distressed companies, etc.</i>	48.4	54.5 <sup>1</sup>	55.1	+ 1.8
Criminal, correctional and administrative legal expenses <i>Remuneration of experts (psychiatrists, psychologists, etc.)</i>	569.8	593.9	605.3	+ 1.9
<b>Legal aid</b>				
Authorisation of commitments, opened appropriations LFI*	534.0	615.2	641.0	+ 4.2
Actual expenditure (RAP*)	552.7	631.6	N/A	N/A

1. Legal expenses have been updated for 2022.

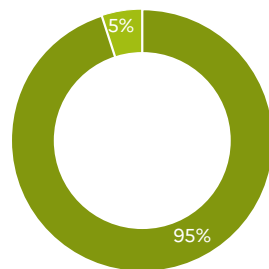
Sources: Annual Performance Report (RAP\*) 2021 and 2022, LFI\* 2023.

# ACCESS TO LAW AND JUSTICE

## Lawyers' work paid for by legal aid and assistance with legal representation in 2022

	2022	In %
<b>TOTAL</b>	<b>1,309,661</b>	<b>100</b>
<b>Legal aid</b>	<b>908,161</b>	<b>69.3</b>
<b>In civil matters</b>	<b>451,864</b>	<b>34.5</b>
Court of Appeal	59,252	4.5
Judicial tribunal and commercial courts <i>of which family court judge liberty and custody judge<sup>1</sup></i>	264,995 132,542 91,600	20.2 10.1 7.0
Juvenile court judge (child protection services)	80,470	6.1
Other civil proceedings <i>of which hearing of the child in court</i>	47,147 20,205	3.6 1.5
<b>In criminal matters</b>	<b>356,997</b>	<b>27.3</b>
Court of Appeal	10,854	0.8
Criminal proceedings	18,598	1.4
Misdemeanour proceedings	299,814	22.9
Misdemeanour proceedings	2,109	0.2
Other criminal proceedings <i>of which enforcement of sentences</i>	25,622 21,356	2.0 1.6
<b>In administrative matters</b>	<b>99,300</b>	<b>7.6</b>
<i>of which litigation in foreign law</i>	87,747	6.7
<b>Assistance with legal representation</b>	<b>401,500</b>	<b>30.7</b>

908,161 payments for legal aid in 2022

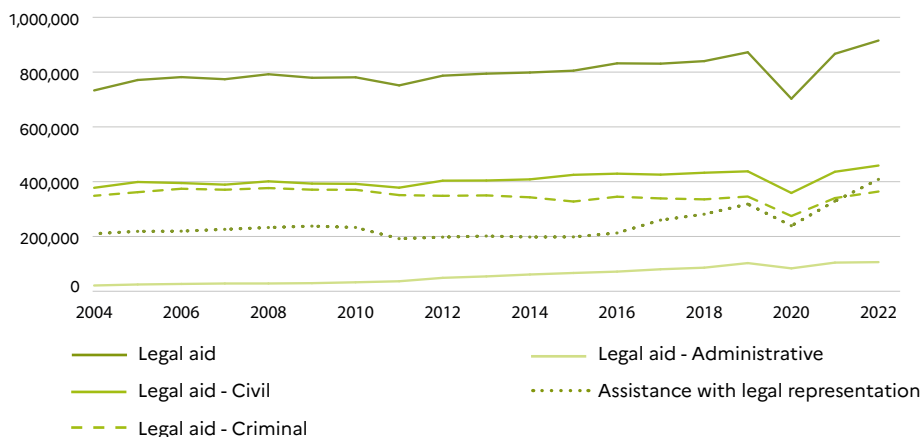


■ Total legal aid  
■ Partial legal aid

1. Including appeals against liberty and custody judge (JLD) decisions on psychiatric care.

Source: Ministry of Justice/SG/SEM/Statistics and Studies sub-directorate (SDSE), UNCA statistical analysis - Lawyer's compliance and Clients' Funds Handling Services (CARPA) treasury statements.

### Number of payments for legal aid and assistance with legal representation since 2004



Source: Ministry of Justice/SG/SEM/SDSE, UNCA statistical analysis- Lawyer's compliance and Clients' Funds Handling Services (CARPA) treasury statements.

## Amounts paid to lawyers for legal aid and assistance with legal representation in 2022

	Amount paid (in EUR million)
<b>Total</b>	<b>611.8</b>
<b>Legal aid</b>	<b>512.3</b>
In civil matters	260.6
In criminal matters	199.5
In administrative matters	52.2
<b>Assistance with legal representation</b>	<b>99.5</b>

Source: Ministry of Justice/SG/SEM/SDSE, UNCA statistical analysis- Lawyer's compliance and Clients' Funds Handling Services (CARPA) treasury statements.

## Compensation for pre-trial detention in 2022

<b>Activity of the first presidents of the Courts of Appeal in relation to the compensation for pre-trial detention</b>	
Number of applications	547
Number of appeals	29
Number of judgments handed down	503
<i>of which rejected</i>	5
<i>complete or partial reversal</i>	433
Average amount paid per case (in EUR)	25,900
Total amounts paid (in EUR)	11,234,914
Number of pending cases	735
<b>National Commission for Compensation for Pre-trial Detention</b>	
Number of appeals	32
Number of judgments handed down	46
<i>of which rejection, inadmissibility and others</i>	19
<i>reversal</i>	27
Average processing time (months)	11.0
Average duration of compensated pre-trial detention (days)	294.2
Number of pending cases	N/A

Sources: Ministry of Justice/SG/SDSE, Public prosecution forms: survey on the follow-up of compensation for wrongful pre-trial detention; Court of Cassation.

## Victims of offences in 2022

<b>Victim compensation</b>	
Number of open cases	23,017
Number of judgments handed down	13,711
Total amounts paid (in EUR)	153,430,846
Number of compensation claims to be processed as of December 31, 2022	5,739
<b>Victim support associations</b>	
Number of associations subsidised by the Ministry of Justice	204
Number of persons helped by these associations <sup>1</sup>	440,721
<i>in civil matters</i>	66,984
<i>in criminal matters</i>	373,737

1. 8 of these 204 associations received no grant or mandate in 2022.

Sources: Ministry of Justice/GS/SDSE, Public prosecution forms: survey of victims' associations.



## Access to law in 2022

2,685 Point Justice  
of which  
145 MJDs\* with 1.4 million visitors  
in 2022<sup>1</sup>



1 single phone number for  
access to law

**30 39**

A budget of EUR 12.3 million  
in 2022 up by  
30% over one year

31% of the 2,560 France services  
provide legal advice hotlines<sup>1</sup>



1. As of December 31, 2022.

Sources: Ministry of Justice/SG/SEM/SDSE, survey of MJDs, Service for Access to Law and Justice and Victim Support (SADJAV), survey on Department Councils for Access to Law (CDAD), 2022 Finance Bill.

## PEOPLE OF JUSTICE

### Numbers as of December 31, 2022

2,749	justice conciliators
72,521	lawyers <sup>2</sup>
957	deputy prosecutors
347	prosecutor mediators
29,716	officials of the prosecution service
243	commercial court clerks
3,821	Justice Commissioners <sup>3</sup>
168	insolvency practitioners
302	liquidators
16,831	notaries

2. As of December 31, 2021.

3. On July 1st, 2022, bailiffs and legal auctioneers were brought together as part of the office of the Justice Commissioner.

Sources: Ministry of Justice/SG/SEM/SDSE, survey of conciliators, survey of mediators and deputy prosecutors; Civil Affairs and Seals Directorate (DACs)/PEJC.

## Activity of judicial conciliators in 2022

Number of completed referrals	<b>196,434</b>
<i>referrals by the litigant</i>	186,137
<i>referrals by the judge</i>	10,297
Number of conciliated cases	90,271
<b>Conciliation rate</b>	<b>46.0%</b>

Source: Ministry of Justice/SG/SEM/SDSE, survey of judicial conciliators.

## Activity of prosecutor mediators in 2022

Number of mediations completed	3,037
Number of successfully completed mediations	1,819
<b>Mediation rate</b>	<b>59.9%</b>

Source: Ministry of Justice/SG/SMS/SDSE, survey of prosecutor mediators.

# CIVIL JUSTICE

## New cases in 2022

### Civil and commercial courts

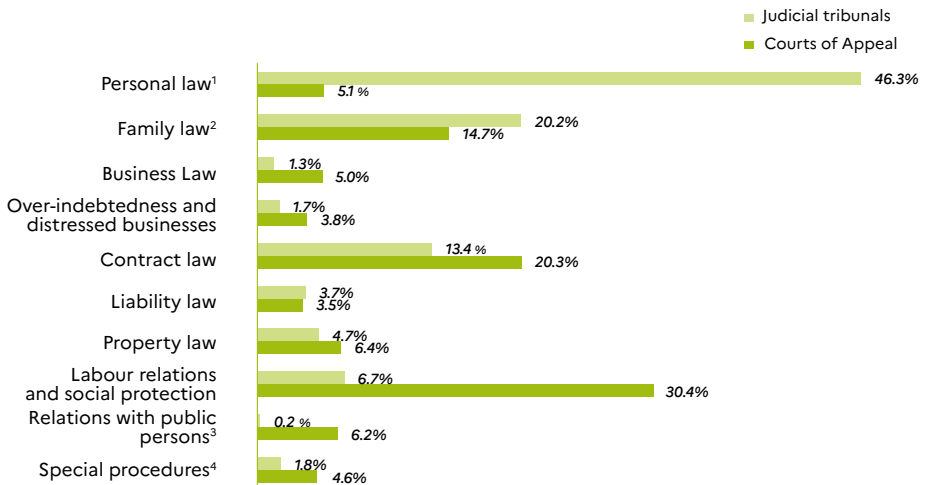
		of which summary proceedings
Court of Cassation	15,479	N.A.
Courts of Appeal	196,261	5,136
Judicial tribunals <sup>1</sup>	1,452,693	147,923
Commercial courts <sup>2</sup>	124,263	14,376
Employment tribunals	100,268	16,479

1. Excluding marital breakdowns.

2. Commercial chambers of the Judicial tribunals (TJ)\*, commercial courts and mixed courts.

Sources: Ministry of Justice/SG/SEM/SDSE, General Civil Register; Court of Cassation.

### Nature of new cases (excluding summary proceedings)



1. Includes, for example, incapacity of minors and legal protection of adults.

2. Excluding marital breakdowns.

3. Includes, for example, disputes over political elections.

4. Includes, for example, oppositions to payment orders.

**Interpretation:** In 2022, 46.3% of new civil cases brought before the courts related to personal law.

Source: Ministry of Justice/SG/SEM/SDSE, General Civil Register.

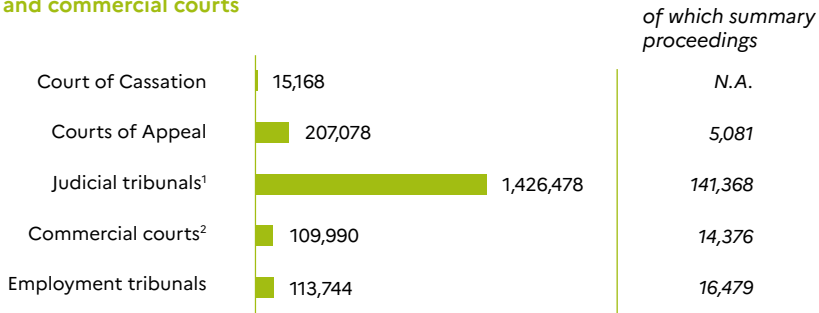
## Pending cases as of December 31, 2022

	All cases	Average age of case backlog (months)
Court of Cassation	20,233	10.3
Courts of Appeal	244,372	17.0
Judicial tribunals	1,034,238	18.3
Employment tribunals	119,270	16.8

Sources: Ministry of Justice/SG/SEM/SDSE, General Civil Register, annual Indicators survey; Court of Cassation.

## Cases completed in 2022

### Civil and commercial courts

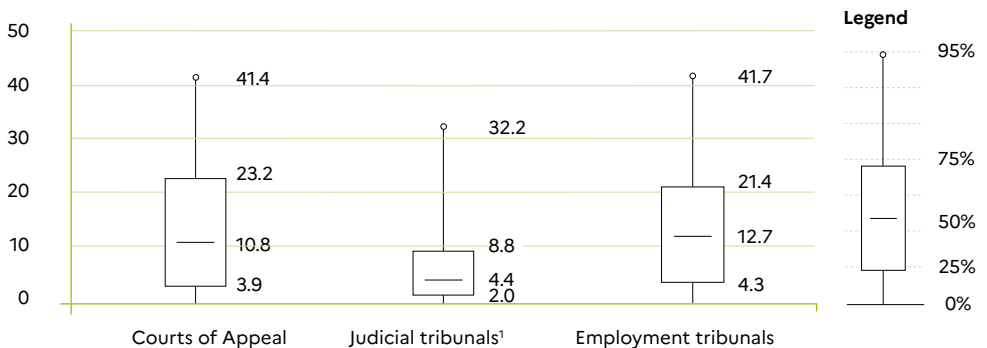


1. Excluding marital breakdowns.

2. Commercial chambers of the TJ\*, commercial courts and mixed courts.

Sources: Ministry of Justice/SG/SEM/SDSE, General Civil Register; Court of Cassation.

## Duration of civil litigation in 2022 (months)



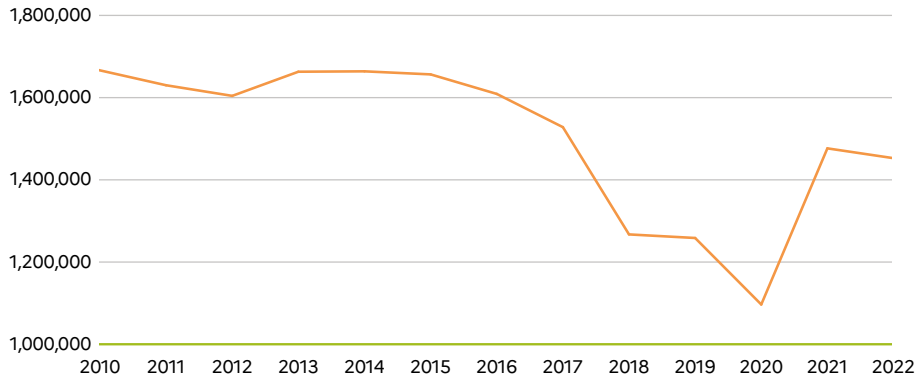
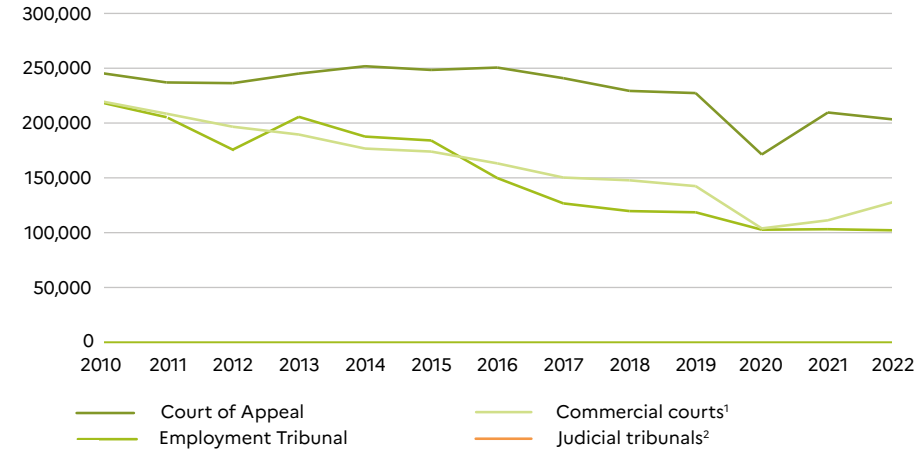
**Interpretation:** Before the courts of appeal,

- 25% of cases are completed in less than 3.9 months - 75% of cases are completed in less than 23.2 months  
 - 50% of cases are completed in less than 10.8 months - 95% of cases are completed in less than 41.4 months

1. Excluding petitions and marital breakdowns.

Sources: Ministry of Justice/SG/SEM/SDSE, General Civil Register.

## Variation in the volume of new cases

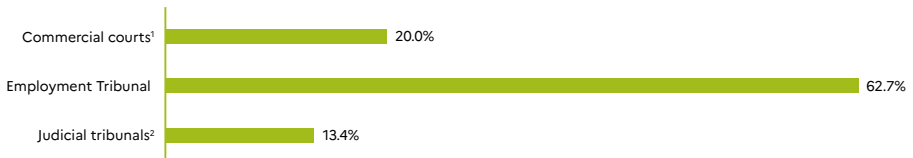


1. Commercial chambers of the TJ\*, commercial courts and mixed courts.

2. Excluding marital breakdowns. For years prior to 2020, district court and high court volumes have been added together.

Source: Ministry of Justice/SG/SEM/SDSE, General Civil Register.

## Rate of appeal in the first instance for judgements on the merits rendered in 2021



1. Commercial chambers of the TJ\* commercial courts and mixed courts.

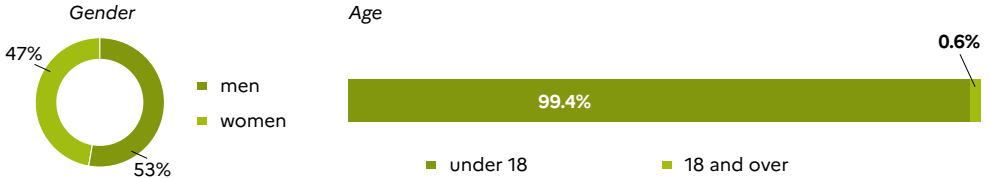
2. Excluding marital breakdowns.

Source: Ministry of Justice/SG/SEM/SDSE, General Civil Register.

## Some indicators in 2022 (excluding summary proceedings)

### Nationality<sup>1</sup>

**36,748** acquisitions of French citizenship by declaration



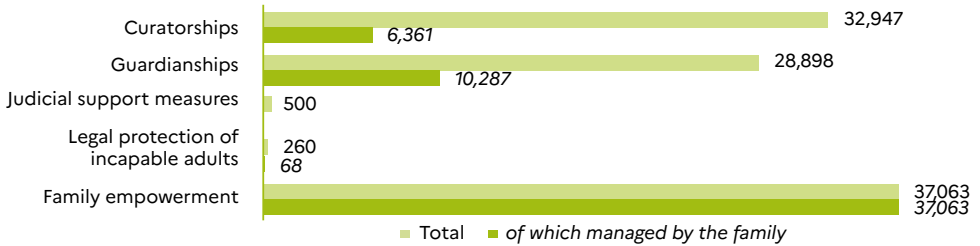
1. Not all acquisitions of citizenship are registered with the Ministry of Justice.

### Personal law (including summary proceedings)

**92,100** applications for psychiatric care without consent

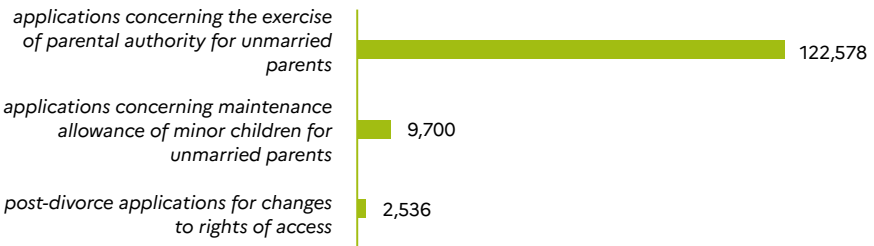
**38,046** decisions on the administrative detention of foreign persons

### Legal protection for adults (opening an order)



### Family law

**171,936** applications for custody of minor children after parental separation of which...



**5,792** protection orders in cases of domestic violence

**1,087** requests for judicial declarations of parental neglect

**2,772** mandatory prior family mediation attempts (TMFPO) completed<sup>2</sup>

2. For 11 experimental jurisdictions.

Source: Ministry of Justice/SG/SEM/SDSE, General Civil Register.

## Non-payments in 2022

### Litigation for non-payments (excluding payment orders)

**253,713** procedures relating to litigation for non-payments  
of which... 208,151 before the judicial tribunals  
45,562 before the commercial courts

### Orders for payment

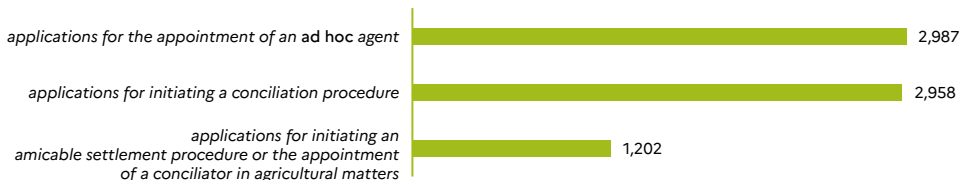
**295,302** applications for payment orders  
**9,248** objections to payment orders

### Over-indebtedness of individuals

**29,511** applications  
11,584 referrals to the judge during case examination  
17,927 other referrals before the protection dispute judge (JCP)

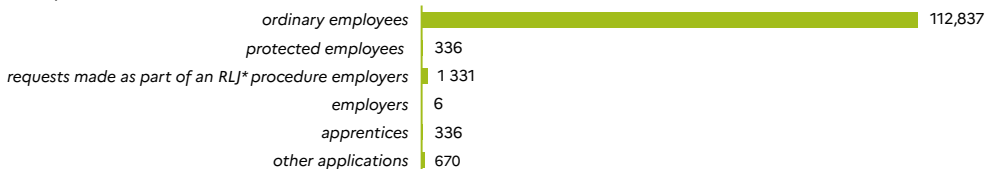
## Distressed businesses in 2022 (TC\*, TJ\*, TMC\*)

**7,147** applications for initiating preventive procedure  
of which...



## Employment litigation in 2022 (including summary proceedings)

**115,516** applications before employment tribunals  
of which...



of which **78,554** applications concerning a challenge of the reason for dismissal

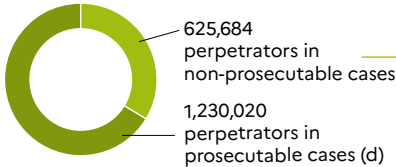
Source: Ministry of Justice/SG/SEM/SDSE, General Civil Register.

# CRIMINAL JUSTICE

## Activity of public prosecutors' offices in 2022

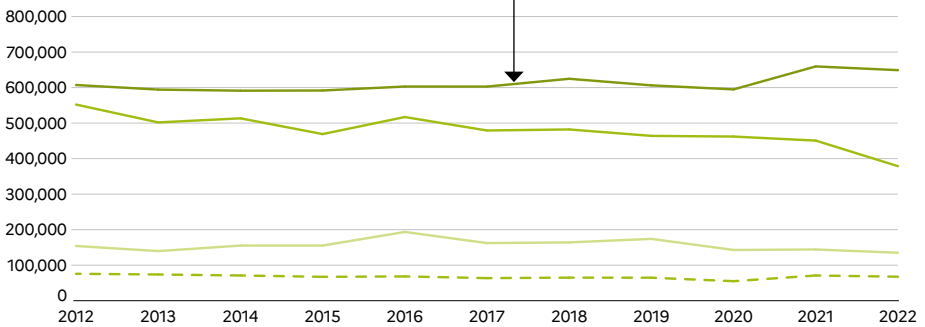
New cases registered	3,376,569
Cases processed	3,084,035
<i>without perpetrator</i>	1,439,420
<i>with a perpetrator</i>	1,436,800
<i>with two or more perpetrators</i>	207,815

**1,855,704** perpetrators in cases processed in 2022



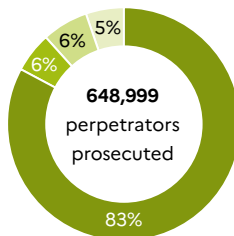
- 375,186** poorly defined offences
- 102,319** lack of evidence
- 78,670** absence of offence
- 43,706** discontinuance of public prosecution
- 20,684** absence of criminal liability
- 4,652** procedural irregularities
- 451** immunity

Perpetrators in prosecutable cases (d)



- Perpetrators who have been prosecuted (a)
- Perpetrators who have successfully completed an alternative procedure (b)
- Perpetrators having fully implemented a conditional suspension of the prosecution (c)
- - - Perpetrators whose case has been closed without further action (CSS)\* for in expediency of prosecution<sup>1</sup>

- before the criminal court
- before the investigating judge
- before the juvenile court judge
- before the police tribunal



Criminal response rate  
 $= (a+b+c)/d = 89.0\%$

- 196,146** criminal orders
- 125,201** summonses by law enforcement official (OPJ)\*
- 112,183** CRPC\*
- 58,893** summary trials
- 33,020** summonses by prosecutor PV\*
- 9,044** direct summoning
- 3,758** deferred hearings

1. Reasons: failed searches, complaint withdrawn or failure to act by the complainant, defective mental state, behaviour of the victim, victim compensated ex officio, ex officio regularisation, non-proportionate or inappropriate prosecution.

Sources: Ministry of Justice/SG/SEM/SDSE, Cassiopée statistical file (after 2012), Public prosecution forms (before 2012).

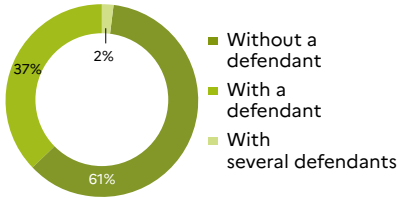
# The activity of investigating judges in 2022

16,901 new cases, originating...

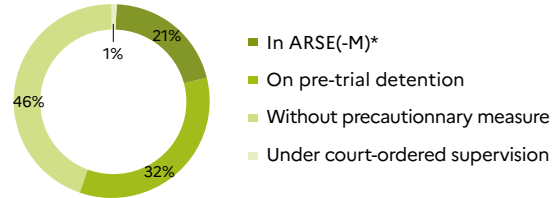


15,496 cases for which a settlement order was issued during the year

16,901 new cases, of which...



24,562 persons referred to a trial court, of which...



27,375 persons placed under formal investigation

Source: Ministry of Justice/SG/SEM/SDSE, Cassiopée statistical file.

## Cases for which a settlement order was issued during the year according to the method of closure

	Number of perpetrators	Median duration <sup>1</sup> of investigation (months)
<b>Total</b>	<b>32,032</b>	<b>28</b>
Indictment before the assize court	2,900	27
Indictment before the department criminal court	355	23
Referral to the criminal court	18,830	27
Referral to the juvenile court or juvenile court judge	1,950	26
Dismissed	7,470	38
Other method of closure	527	32

1. Between the initial indictment and the settlement order.

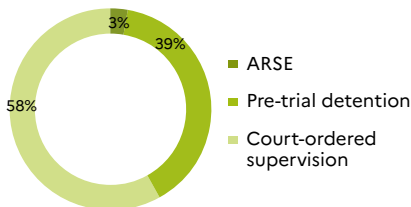
**Interpretation:** In 2022, half of the cases that were dismissed lasted less than 38 months.

Source: Ministry of Justice/SG/SEM/SDSE, Cassiopée statistical file.

## Preventive measures taken in 2022 by the JLD\*, the investigating judge the criminal court or the juvenile courts

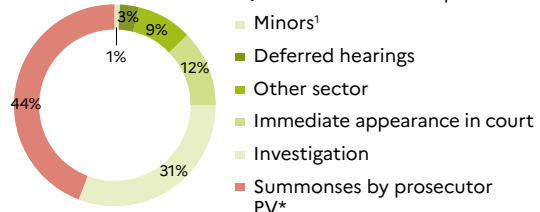
Security measures following an investigation

35,211 pre-trial detentions



Sector in which court-ordered supervisions were handed down

67,387 court-ordered supervision



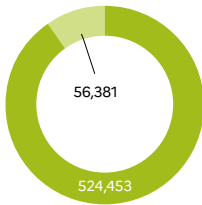
1. Handed down by juvenile courts.

Source: Ministry of Justice/SG/SEM/SDSE, Cassiopée statistical file.

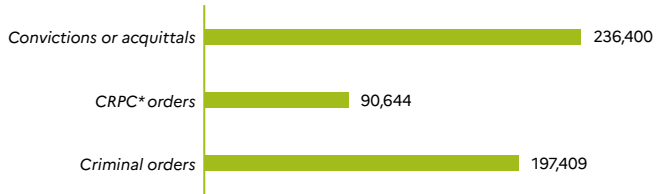


## Judgments handed down by criminal courts in 2022<sup>1</sup>

**580,834** judgments handed down by the **correctional tribunals**



■ Criminal judgments ■ Other (including judgments on civil claims)



**7,837** judgments handed down by the **Court of Cassation**

**53,870** judgments handed down by **police tribunals<sup>2</sup>**

**1,822** judgements handed down by the **Assize Courts of first instance** of which **575** appealed

**52,013** judgments handed down by the **Courts of Appeal**

Chamber of criminal appeals N/A

Chamber for the enforcement of sentences 9,752

Investigation Chamber 41,820

Assize courts of appeal 441

*of which 193 appealed against in cassation*

**202** judgements handed down by the **department criminal courts** of which **60** appealed

**56,179** judgments handed down by the **juvenile courts and judges**

N/A: data on judgments handed down by chambers of criminal appeals are not available.

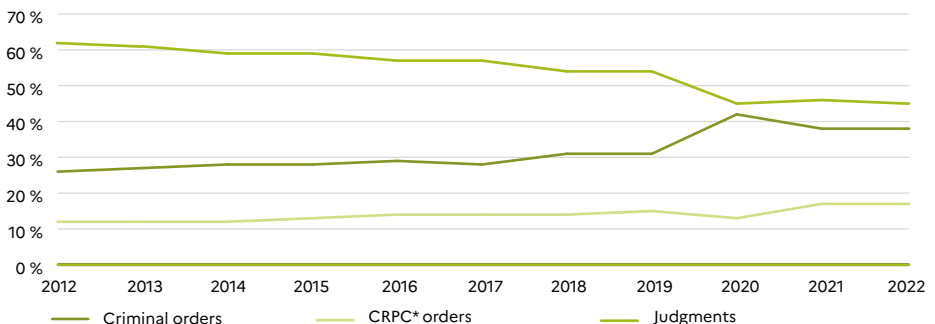
1. In judgment-persons for criminal courts, police tribunals, local courts and juvenile courts and judges. In judgments for the Court of Cassation, the courts of appeal and the assize courts. A judgment involving two persons is worth two judgment-persons, i.e. as many judgments as persons involved.

2. Data on 5th Class petty offences have been unavailable since 2018.

3. Concerns only the criminal courts sitting at the Court of Appeal.

Sources: Ministry of Justice/SG/SEM/SDSE, Public prosecution forms, juvenile court dashboards, Cassiopée statistical file; annual report of the Court of Cassation.

## Judgments handed down by the criminal courts

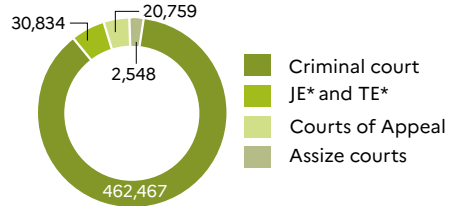


Source: Ministry of Justice/SG/SEM/SDSE, Cassiopée statistical file.

## Convictions in 2022 (excluding police tribunals)

Unit: conviction

	Total
<b>All offences</b>	<b>516,608</b>
Felonies	2,400
Misdemeanours	508,106
5th-class petty offences	6,102



Source: Ministry of Justice/SG/SEM/SDSE, statistical analysis of the National Criminal Record (provisional data).

## Convictions and conditional suspensions of the prosecution in 2022 by

	Convictions	of which handed down by juvenile courts	Conditional suspensions of the prosecution
<b>Total</b>	<b>516,608</b>	<b>30,834</b>	<b>48,504</b>
<b>Felony</b>	<b>2,400</b>	<b>163</b>	<b>N.A.</b>
Rape	1,205	138	N.A.
Intentional homicide and violence	843	9	N.A.
Criminal theft	295		N.A.
Other felonies	57	16 <sup>1</sup>	N.A.
<b>Misdemeanours</b>	<b>508,106</b>	<b>30,475</b>	<b>45,597</b>
Road traffic and transport	199,943	1,363	23,379
Offences against property	85,884	14,297	3,074
<i>Theft, receiving stolen goods</i>	62,896	11,254	1,805
<i>Swindling, breach of trust</i>	11,948	1,168	598
<i>Destruction, damage</i>	11,040	1,875	671
Personal injury	114,590	7,392	12,291
<i>Assault and battery</i>	76,850	5,149	9,037
<i>Involuntary manslaughter or unintentional injury</i>	7,296	103	911
<i>Sexual misdemeanours</i>	9,116	1,191	232
<i>Other personal injuries</i>	21,328	949	2,111
Drug offences	50,490	5,279	2,251
Economic and financial offences	10,274	104	893
Administrative and judicial order offences	25,010	1,382	1,403
Trade and transport of weapons	7,643	401	721
Forgery of public or private documents	5,496	14	473
Environmental offences	2,217	6	713
Other misdemeanours	6,559	237	399
<b>5th-class offences (excluding police tribunals)</b>	<b>6,102</b>	<b>196</b>	<b>2,907</b>
Road traffic	3,684	5	701
Low-level intentional or unintentional violence	1,051	135	670
Offences against property	476	44	171
Environmental offences	354		370
Other petty offences <sup>1</sup>	537	12 <sup>1</sup>	995

1. In order to respect statistical confidentiality, the numbers have been merged.

Source: Ministry of Justice/SG/SEM/SDSE, statistical analysis of the National criminal record of natural persons (provisional data).

## Convictions and Settlements since 1986



**Note 1:** Decreases in 1988, 1995 and 2002 are due to the amnesty laws.

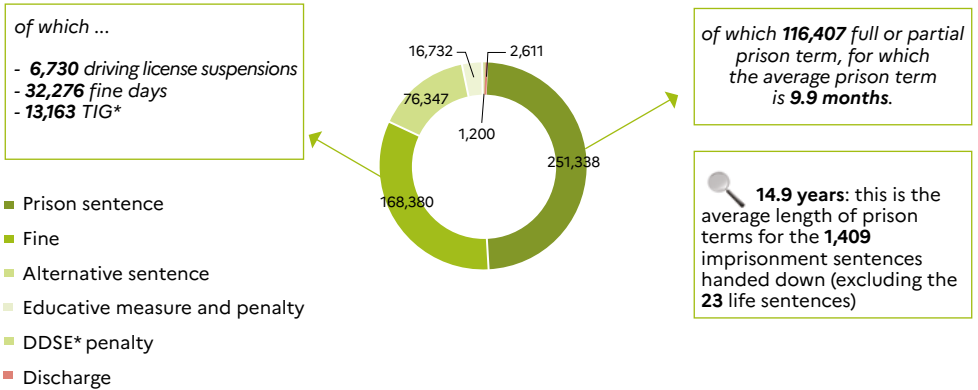
**Note 2:** The 2021 data are semi-definitive, the 2022 data are provisional.

Source: Ministry of Justice/SG/SEM/SDSE, statistical analysis of the National criminal record of natural persons.

# Convictions in 2022<sup>1</sup> (excluding settlements)

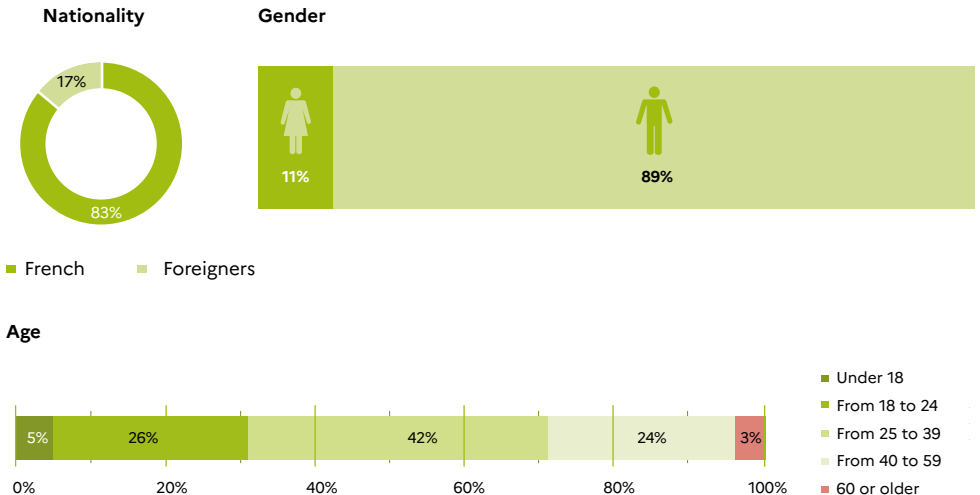
## Felonies, misdemeanours, 5th Class petty offences (excluding police tribunals)

**516,608** main sentences and measures handed down



Source: Ministry of Justice/SG/SEM/SDSE, statistical analysis of the National criminal record of natural persons.

### > Sociodemographic characteristics of the **423,822** convicted persons



1. Provisional data.

Source: Ministry of Justice/SG/SEM/SDSE, statistical analysis of the National criminal record of natural persons.

## Recidivist and repeat offender rates among convicted persons in 2022<sup>1</sup> (excluding settlements)

The recidivist rate is the proportion of convicted persons in 2022 who subsequently re-offended [Art 132-8 to 132 10-5 of the Criminal Code].

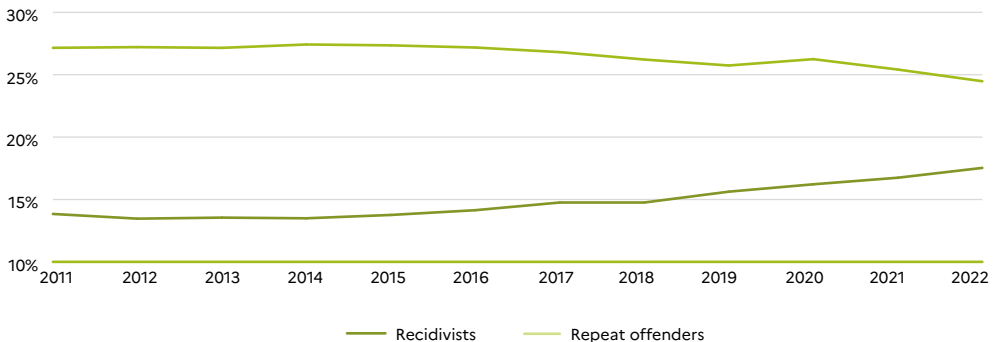
The repeat offender rate corresponds to the proportion of those convicted in 2022 who had already been convicted for an offence committed within the previous five years [Art 132-16-7 al. 1 of the Criminal Code], excluding where the offence is a repeat offence.

Recidivists and repeat offenders among those convicted in 2022			
Nature of the main offence punished	Recidivist rate (%) (a)	Repeat offender rate (%) (b)	Total recidivists and repeat offenders (%) (a+b)
<b>All types of felonies</b>	<b>9.1</b>	<b>N.A.</b>	<b>N.A.</b>
Intentional homicide	7.1		
Rape	5.6		
Criminal theft	22.5		
<b>All types of misdemeanours</b>	<b>17.5</b>	<b>24.5</b>	<b>42.0</b>
<i>of which theft, receiving stolen goods</i>	25.6	24.2	49.8
<i>destruction, damage</i>	7.4	34.2	41.6
<i>drink driving</i>	21.4	12.0	33.4
<i>assault</i>	18.4	20.9	39.3
<i>sexual misdemeanours</i>	7.2	11.0	18.2
<i>contempt and resisting arrest</i>	10.6	45.8	56.4
<i>ILS*</i>	20.4	30.7	51.1

1. Provisional data.

Source: Ministry of Justice/SG/SEM/SDSE, statistical analysis of the National criminal record of natural persons.

### Recidivist and repeat offender rates among convicted persons since 2011



Note: The 2021 data are semi-definitive, the 2022 data are provisional.

Source: Ministry of Justice/SG/SEM/SDSE, statistical analysis of the National criminal record of natural persons.

# PRISON ACTIVITY

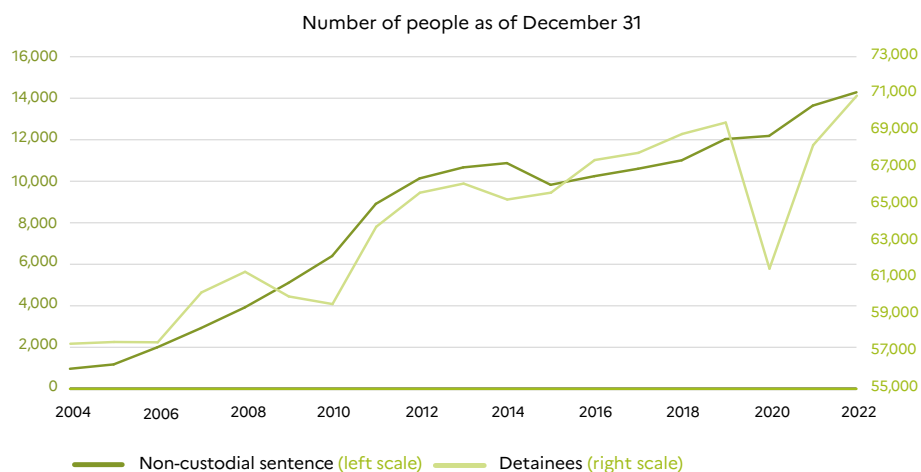
## Secure facilities

Prisons facilities admitting prisoners as of December 31, 2022	Number of facilities	85,311 inmates, of which...			Prison occupancy rate (%)
		Convicted detainees	Convicted with non-custodial sentence	Defendants (on pre-trial detention)	
<b>Combined</b>	179	49,338	14,286	21,687	119.1
Detention centres	79	12,616	6,111	9,124	133.7
Correctional centres	54	25,276	6,700	12,305	123.5
Prison facilities	39	11,338	1,466	98	91.3
Juvenile prison facilities	6	78	9	133	61.3
National public health institution <sup>1</sup>	1	30	0	27	67.9

1. Under the authority of the Ministry of Health.

Source: Ministry of Justice/Directorate of Prison Administration/EX3, Statistics of persons imprisoned in France.

## Variation in the population in secure facilities



Source: Ministry of Justice/SG/SEM/SDSE, Genésis statistical file.

Note: "Detainees" includes those in prison, those placed in open prison facilities and those in semi-detention. "Non-custodial sentence" includes detainees placed under electronic supervision or placed in open facilities without accommodation. "Defendants" includes persons placed under pre-trial detention.

## Secure facilities

### Characteristics of inmates as of December 31, 2022

	Defendants ( <i>détainés</i> )	Convicted defendants ( <i>détainés</i> )	Convicted détainés	Convicted with non-custodial sentence	Combined
<b>Total</b>	<b>18,779</b>	<b>2,908</b>	<b>49,338</b>	<b>14,286</b>	<b>85,311</b>
Women	836	42	1,385	791	3,054
Men	17,943	2,866	47,953	13,495	82,257
Under 18	366	12	225	40	643
18 to 19	964	120	1,464	245	2,793
20 to 24	3,518	757	8,452	2,311	15,038
25 to 29	3,271	667	8,805	2,683	15,426
30 to 34	2,949	485	8,014	2,468	13,916
35 to 39	2,450	370	6,885	2,121	11,826
40 to 44	1,827	228	5,220	1,551	8,826
45 to 49	1,203	125	3,640	1,054	6,022
50 to 54	872	74	2,652	755	4,353
55 to 59	597	30	1,676	487	2,790
60 or older	762	40	2,305	571	3,678
French	13,111	2,333	37,515	12,958	65,917
Foreigners	5,631	570	11,775	1,315	19,291
Stateless and not documented	37	5	48	13	103

Note: "Detainees" includes those placed in simple detention, those placed in open prison facilities and those in semi-detention. "Non-custodial sentence" includes detainees placed under electronic supervision or placed in open facilities without accommodation.

Source: Ministry of Justice/SG/SEM/SDSE, Génésis statistical file.

### Convicted persons as of December 31, 2022 according to length of unsuspended imprisonment handed down

	Convicted détainés <sup>1</sup>	Convicted with non-custodial sentence	Total
<b>Combined</b>	<b>52,246</b>	<b>14,286</b>	<b>66,532</b>
6 months or less	3,934	3,772	7,706
More than 6 months to 1 year	8,143	5,520	13,663
More than 1 year to 2 years	11,728	2,635	14,363
From more than 2 years to 5 years	12,731	1,504	14,235
From more than 5 years to 10 years	5,931	474	6,405
From more than 10 years to 20 years	6,627	276	6,903
From more than 20 years to 30 years	1,892	50	1,942
Life imprisonment	477	7	484
Not specified	783	48	831

1. Including convicted-defendants.

Source: Ministry of Justice/SG/SEM/SDSE, Génésis statistical file.

## Number of releases and length of imprisonment in 2022

	Releases
<b>Total</b>	<b>98,604</b>
<i>of which conditional releases</i>	7,040
<i>releases on parole</i>	1,734

Indicators of average length <sup>1</sup> of imprisonment (months)	
Convicted detainees	7.7
Convicted with non-custodial sentence	5.7
Defendants ( <i>on pre-trial detention</i> )	3.7

1. Calculation method: average population over the year / average monthly number of new entrants over the year.

Source: Ministry of Justice/SG/SEM/SDSE, Génésis statistical file; Ministry of Justice/Directorate of Prison Administration/SA/EX3, quarterly statistics on persons imprisoned in France.

## Open prison facilities

Convicted persons serving their sentences in open facilities are subject to various obligations, under the supervision of the sentencing judge, assisted by one of the **103** Rehabilitation and Probation Services (SPIPs).

## Characteristics of persons followed by SPIPs in open facilities

Adults followed as of December 31, 2022	Convicted <sup>1</sup>	Convicted subject to a security measure <sup>2</sup>	Defendant <sup>3</sup>	Total
<b>Total</b>	<b>159,990</b>	<b>6,969</b>	<b>5,815</b>	<b>172,774</b>
Women	11,443	192	469	<b>12,104</b>
Men	148,547	6,777	5,346	<b>160,670</b>
18 to 24	30,386	279	1,367	<b>32,032</b>
25 to 29	24,492	434	1,008	<b>25,934</b>
30 to 39	46,553	1,447	1,567	<b>49,567</b>
40 and over	58,549	4,809	1,866	<b>65,224</b>
Not specified	10	0	7	<b>17</b>
French	144,772	6,591	4,995	<b>156,358</b>
Foreigners	15,218	378	820	<b>16,416</b>

1. Person followed under a post-trial measure, excluding security measures.

2. Person followed under a security measure as part of his/her conviction.

3. Person followed as part of a pre-trial measure.

Source: Ministry of Justice/SG/SEM/SDSE, APPI file.

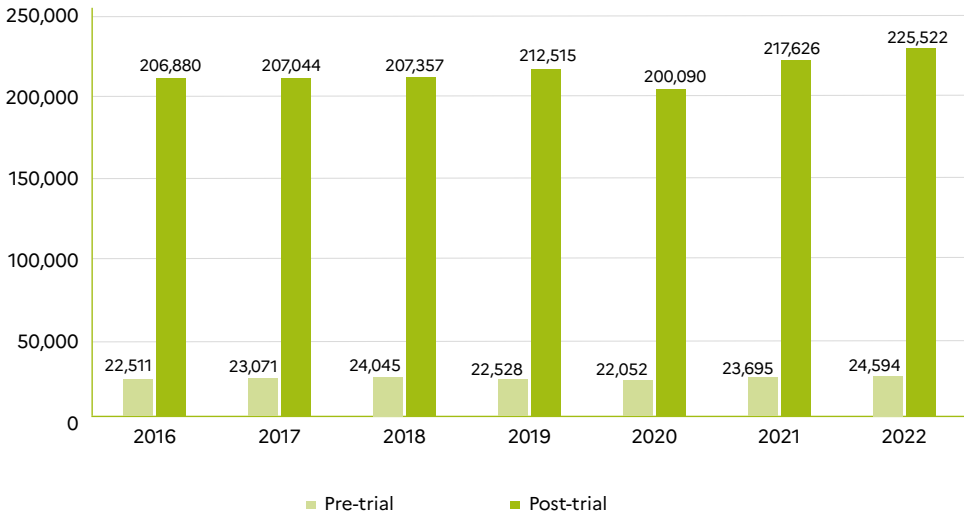


## Orders of terms in open facilities

		Measures ongoing as of December 31, 2022	Measures imposed in 2022	Average follow-up time of measures closed in 2022 (months)
Pre-trial measures	ARSE* / ARSEM*	539	756	6.3
	CJ*	6,223	4,063	7.7
	<b>Combined</b>	<b>6,762</b>	<b>4,819</b>	<b>7.3</b>
Post-trial measures	Probation	138,317	45,670	18.6
	LC*	4,064	6,978	5.6
	TIG*	18,774	19,983	13.7
	Other measures	21,928	40,365	25.2
	<b>Combined</b>	<b>183,083</b>	<b>112,996</b>	<b>18.7</b>
Security measures following a conviction	PSEM*	38	13	26.2
	SJ*	248	123	26.0
	SSJ*	7,619	2,066	48.5
	<b>Combined</b>	<b>7,905</b>	<b>2,202</b>	<b>47.2</b>
<b>Combined</b>		<b>197,750</b>	<b>120,017</b>	<b>18.6</b>

Source: Ministry of Justice/SG/SEM/SDSE, APPI file.

## Persons under criminal justice control as of December 31 (open and secure prison facilities combined)



Source: Ministry of Justice/SG/SEM/SDSE, APPI statistical file (open facilities) and Genésis statistical file (secure facilities).

# JUVENILE JUSTICE

	in civil matters	in criminal matters
<b>Number of new cases in 2022</b>	83,210	150,814

Note: This involves referral to the juvenile judge for child protection services (in initial proceedings) and to the public prosecutor in criminal cases.

Sources: Ministry of Justice/SG/SEM/SDSE/Dashboard for minors (civil matters), Cassiopée statistical file (criminal matters).

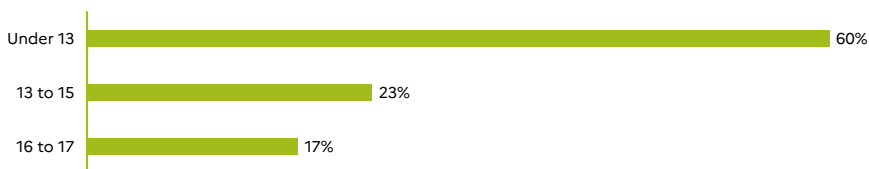
## Minors at risk in 2022

Origin of reports in 2022	
<b>Total</b>	<b>112,919</b>
Child welfare	76,535
Police, gendarmerie	3,941
National Education system	2,948
Medical community	2,202
Other or unknown origin	27,293

Source: Ministry of Justice/SG/SEM/SDSE, dashboards of juvenile courts.

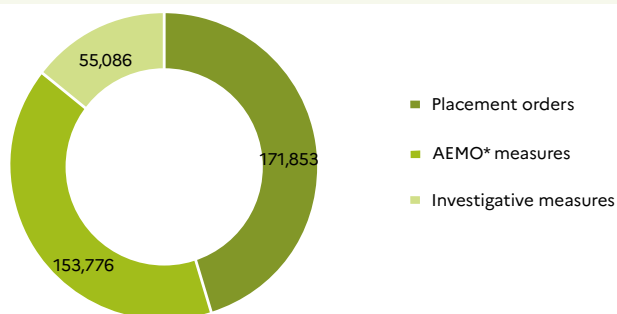
### Activity of juvenile judges

112,919 minors at risk have been appointed to the juvenile court judge, including aged ...



**254,462 minors in the care of the juvenile court judge<sup>1</sup> as of December 31, 2022**

**380,715 individual measures imposed (new and renewed)**



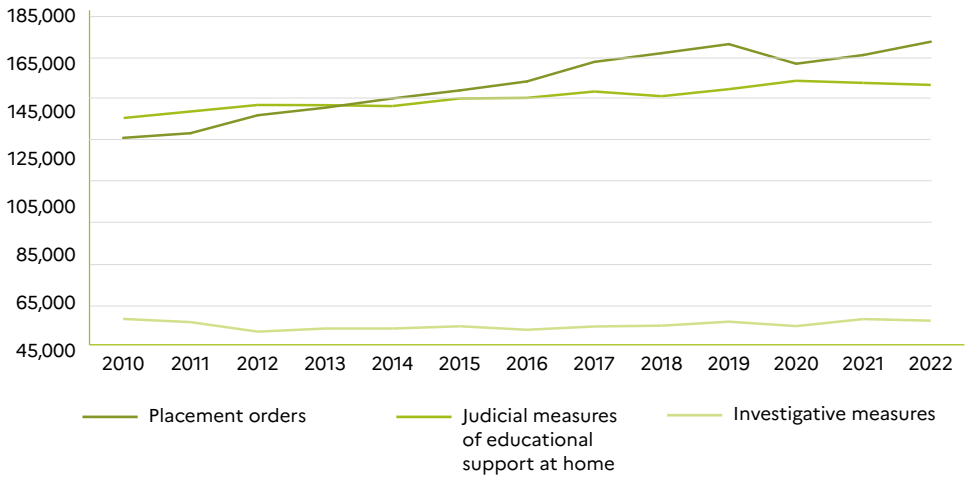
### Judicial measures to help manage the family budget (MJAGBF)

Number of families subject to a MJAGBF* (new and renewed)	12,669
Number of minors belonging to these families	31,032

1. Excluding legal measures to help manage the family budget (MJAGBF).

Source: Ministry of Justice/SG/SEM/SDSE, dashboards of juvenile courts.

## Number of individual measures imposed



Source: Ministry of Justice/SG/SEM/SDSE, dashboards of juvenile courts.

## Average case processing time in 2022 (months)

Educational care for children at risk <sup>1</sup>	6.2
Cases under child protection services, between the referral to the juvenile court judge and the 1st decision on the merits	4.1

1. Average duration of civil orders (Art. 375 Civil code) of investigation, placement and terms in open facilities completed in 2022.

Sources: Ministry of Justice/SG/SEM/SDSE, dashboards of juvenile courts; Ministry of Justice/DPJJ\*.

# Juvenile perpetrators of criminal offences in 2022

## Origin of the referral

Police	89,900
Gendarmerie	44,734
Justice	1,563
Other origin	14,617
<b>Total</b>	<b>150,814</b>

Source: Ministry of Justice/SG/SEM/SDSE, Cassiopée statistical file.

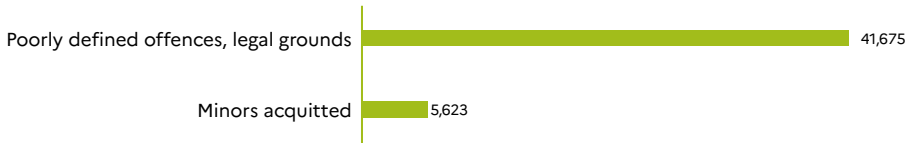
## Activity of public prosecutors concerning minors in 2022

<b>All cases processed</b>	<b>132,868</b>
with a minor perpetrator	98,281
with several perpetrators including at least one minor	34,587

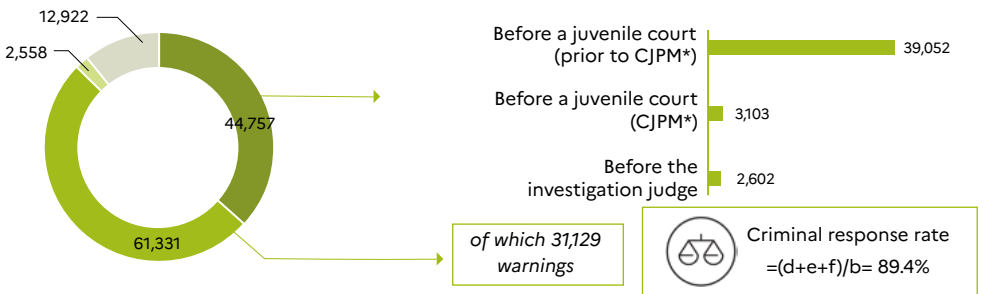
**168,866 minors in cases processed (a+b)**



**47,298 minors in non-prosecutable cases (a)**



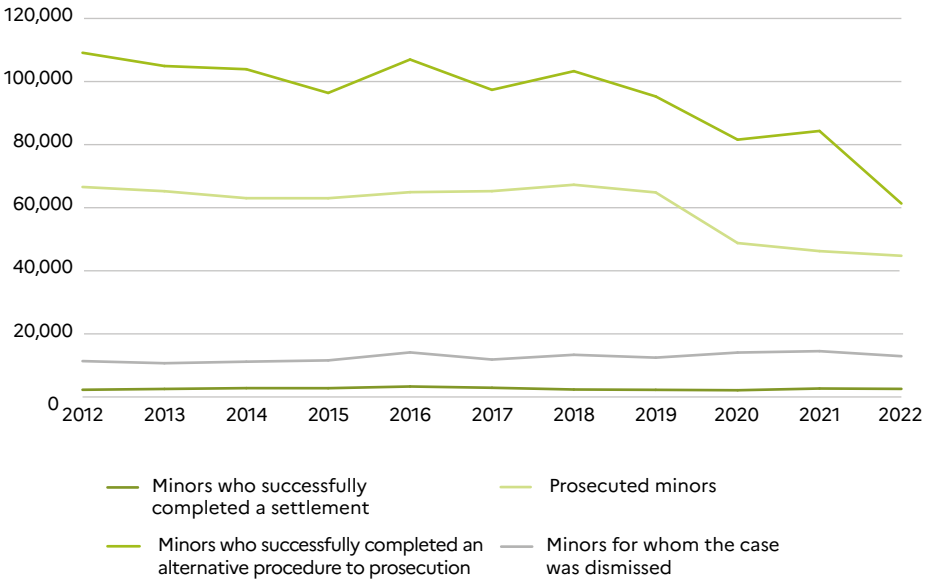
**121,568 minors in prosecutable cases (b)**



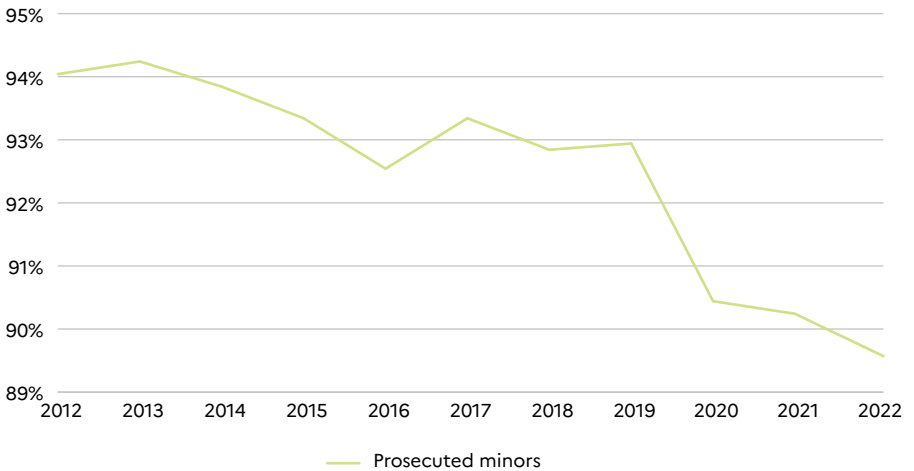
- Prosecuted minors (d)
- Minors who successfully completed a settlement (f)
- Minors who successfully completed an alternative procedure to prosecution (e)
- Minors for whom the case was dismissed

Source: Ministry of Justice/SG/SEM/SDSE, Cassiopée statistical file.

## Referrals of minors in prosecutable cases



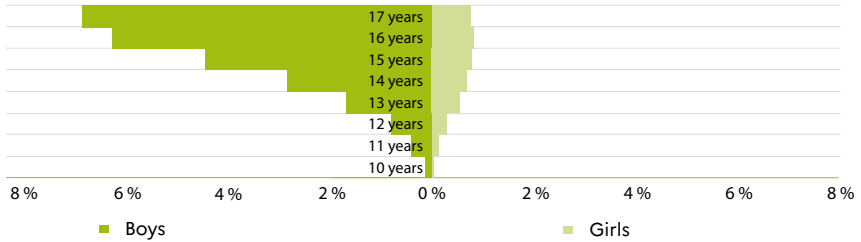
## Variation in the criminal response rate = $(d+e+f)/b$



Source: Ministry of Justice/SG/SEM/SDSE, Cassiopée statistical file.

## Juvenile offenders in 2022

### Percentage of prosecutable minors by gender and age



**Interpretation:** In 2022, for every 100 boys aged 17 (age at the time of the incident), 7 were involved in prosecutable offences.

**Note:** a single minor is counted as many times as he/she appeared in court in 2022.

Source: Ministry of Justice/SG/SEM/SDSE, Cassiopée statistical file.

### Activity of juvenile court judges and juvenile courts

<b>Juvenile perpetrators of criminal offences referred to the 1<sup>st</sup> instance juvenile courts</b>	<b>44,166</b>
<b>Provisional measures handed down<sup>1</sup></b>	<b>23,927</b>
Provisional judicial educational measure	16,806
Court-ordered supervision	5,412
Pre-trial detention	1,709
<b>Minors judged on guilt</b>	<b>55,979</b>
Hearings in the juvenile judge's office	33,450
Hearings in the juvenile court	22,529
<b>Minors fully acquitted</b>	<b>4,197</b>
<b>Minors found guilty</b>	<b>51,782</b>
<b>Minors convicted<sup>2</sup></b>	<b>40,063</b>
<b>Main sentences and measures handed down</b>	<b>50,072</b>
Exemption from sentence, measure or declaration of educational success	3,313
Judicial warning	13,847
Judicial educational measures	9,009
Prohibition, confiscation, other penalties <sup>3</sup>	5,209
Citizenship course	1,660
Community service	2,330
Fine or suspended fine	1,321
Fully suspended prison sentence	5,203
Fully suspended prison sentence with probation	2,920
Imprisonment or partial prison sentence	3,313
Unidentified penalty or measure	1,947

1. Measures handed down by juvenile court judges and liberty and custody judges, excluding investigative procedures.

2. Juveniles found guilty in court are counted once their sanction has been handed down, following their educational probation.

3. The calculation of certain sentences has been revised. As a result, these results are not comparable with those of previous years.

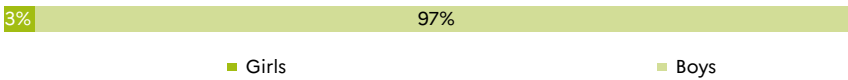
Source: Ministry of Justice/SG/SEM/SDSE, Cassiopée statistical file.

## Minors in the care of secure facilities as of December 31, 2022

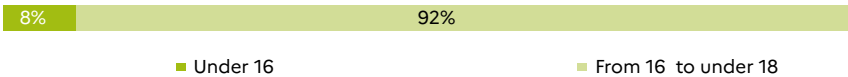
<b>Total</b>	<b>643</b>
Defendants (détainés)	366
Convicted-defendants (détainés)	12
Convicted detainees	225
Convicted with non-custodial sentence	40
<i>Proportion of pre-trial detention</i>	57%
Average duration <sup>1</sup> of imprisonment (months)	3.9

1. Average duration as of December 31, 2022 for those in prison on that date.

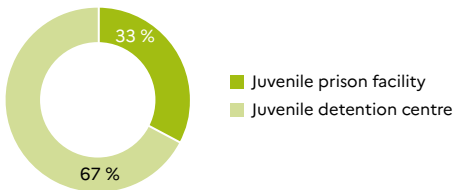
### Gender



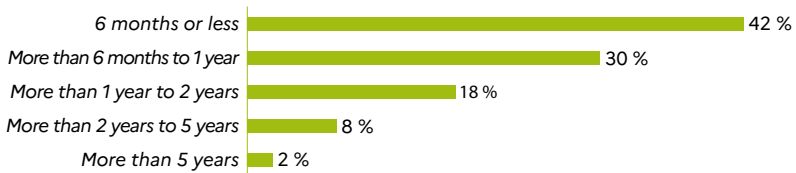
### Age



### Minors detained as of December 31, 2022 by type of facility



### Length of prison term handed down (convicted persons)



Source: Ministry of Justice/SG/SEM/SDSE, Génésis statistical file.

## Activity of the Youth Protection and Juvenile Justice in 2022

	At the expense of the State-DPJJ* and entrusted to the		Orders of placement with the ASE* or judicial measures of educational support at home
	public sector	voluntary sector	
	<i>Measures imposed in 2022</i>		<i>Ongoing measures as of December 31, 2021</i>
<b>Measures in place during the year</b>			
<b>Investigation</b>	<b>64,481</b>	<b>23,764</b>	
for juvenile offenders	53,343	11	
for children at risk	11,138	23,753	
for the protection of young adults	0	0	
<b>Placement orders</b>	<b>4,971</b>	<b>3,321</b>	<b>157,200</b>
for juvenile offenders	4,883	3,290	
for children at risk	24	8	
for the protection of young adults	64	23	
<b>Open facilities</b>	<b>103,716</b>	<b>8,387</b>	<b>120,700</b>
for juvenile offenders <sup>1</sup>	102,709	np	
for children at risk	811	0	
for the protection of young adults	196	<5	
<b>Educational day care orders</b>	<b>226</b>		
<b>Total</b>	<b>173,785</b>	<b>35,472</b>	<b>278,000</b>
for juvenile offenders	161,552	11,684	
for children at risk	11,973	23,761	
for the protection of young adults	260	27	
<b>Minors in the care of the justice system during the year, all measures/orders and all legal grounds combined</b>			
Under 13		29%	57%
from 13 to 15		17%	23%
from 16 to 17		27%	20%
18 or older		27%	0%
Boys		74%	57%
Girls		26%	43%
<b>Number of minors in the care of the justice system</b>		<b>131,795</b>	<b>N/A</b>

1. The voluntary sector only provides compensation, while the public sector carries out all categories of educational measures outside prison.

Sources: Ministry of Justice/DPJJ\*; Ministry of Health/Directorate for Research, Studies, Evaluation and Statistics, Social Assistance Survey.

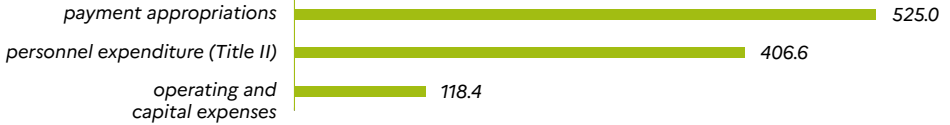


# ADMINISTRATIVE JUSTICE

## Resources in 2023

In EUR millions

of which...



Source: 2023 Finance Bill regarding the Council of State and other administrative jurisdictions.

## Lawyers' work paid for under the legal aid scheme in 2022

	Number of paid work	Amount paid (in EUR millions)
All administrative courts	99,300	52.2

Source: Ministry of Justice/SG/SEM/SDSE, UNCA statistical analysis- lawyer's payment fund (CARPA) treasury statements.

## Activity of administrative courts in 2022<sup>1</sup>

### Activity of the 42 administrative tribunals

Registered cases	<b>241,187</b>
------------------	----------------

<i>litigation in foreign law</i>	44%
<i>social security litigation</i>	13%
<i>civil service litigation</i>	9%
<i>tax litigation</i>	5%
<i>police litigation</i>	5%
<i>urban planning and development litigation</i>	6%
<i>procurement and contract litigation</i>	2%
<i>other litigation</i>	16%

Cases judged	232,332
Cases pending as of December 31	200,093
Disposition time <sup>2</sup> (months)	10.3
Registered applications for a priority preliminary ruling on the issue of constitutionality	315

### Activity of the 8 administrative courts of appeal

Registered cases	<b>30,446</b>
------------------	---------------

<i>litigation in foreign law</i>	56%
<i>tax litigation</i>	8%
<i>civil service litigation</i>	9%
<i>town planning litigation</i>	6%
<i>procurement and contract litigation</i>	2%
<i>other litigation</i>	19%

Cases judged	31,981
Cases pending as of December 31	28,845
Disposition time <sup>2</sup> (months)	10.8
Registered applications for a priority preliminary ruling on the issue of constitutionality	112

### Activity of the Council of State

Cases registered (by referral method)	<b>9,772</b>
---------------------------------------	--------------

<i>cassation</i>	64%
<i>first resort</i>	15%
<i>other referrals including appeals</i>	21%

Settled cases	9,833
Cases pending as of December 31	5,387
Disposition time <sup>2</sup> (months)	6.6
Registered applications for a priority preliminary ruling on the issue of constitutionality	158

1. Several applications based on the same text may be grouped into one case.

2. Equal to the ratio between the number of pending cases and the average number of cases closed per month.

Source: Council of State, Public report on the administrative courts' legal and advisory activities in 2022.

## List of acronyms and abbreviations

---

AEMO	Education in open facilities
AJ	Legal aid
ARSE	Curfew order with electronic supervision
ARSEM	Curfew order with mobile electronic supervision
ASE	Child welfare
BAJ	Legal Aid Office
CARPA	Lawyers' Compliance and Clients' Funds Handling Services
CCD	Department criminal court
CDAD	Department Councils for Access to Law
CJ	Court-ordered supervision
CJPM	Juvenile Criminal Justice Code
CRPC	Appearance on prior admission of guilt
CSS	Case dropped
DDSE	Home detention under electronic supervision
DPJJ	Directorate of Youth Protection and Juvenile Justice
ILS	Drug offences
JE	Juvenile court judge
JEX	Enforcement judge
JLD	Liberty and custody judge
LC	Conditional release
LFI	Initial Finance Law
LOLF	Organic Law on Finance Laws
MJAGBF	Judicial measure to help manage the family budget
MJD	Legal Advice Centre
OPJ	Law enforcement official
PIM	Immediate summons
PJJ	Youth Protection and Juvenile Justice
PSEM	Placement under mobile electronic supervision
PV	Minutes
RAP	Annual performance report
RLJ	Receivership under court-supervised liquidation
SJ	Judicial supervision
SPIP	Rehabilitation and Probation Service
SSJ	Social and legal supervision
TC	Commercial court
TE	Juvenile court
TGI	High Court
TI	District court
TIG	Community service
TJ	Judicial tribunal
TMC	Maritime Commercial Court
TMFPO	Mandatory prior family mediation attempt
np	not provided due to statistical confidentiality
N/A	not available
N.A.	not applicable

For more information, please visit the Ministry of Justice website  
<https://www.justice.gouv.fr>

All Ministerial Statistical Service (SSM) justice publications  
<https://www.justice.gouv.fr/documentation/etudes-statistiques>

### 'KEY FIGURES OF JUSTICE'

**Annual brochure containing key figures on the resources and activities of the justice system**  
On the Ministry of Justice website, under [Documentation/Etudes et statistiques/Chiffres clés](#)

---

### 'JUSTICE STATISTICAL REFERENCES'

**A reference work and summary of annual judicial activity in around sixty fact sheets**  
On the Ministry of Justice website, under [Documentation/Etudes et statistiques/Références Statistiques Justice](#)

---

### 'INFOSTAT JUSTICE'

**Regular in-depth analyses of topical issues**

Latest issues:

195. La traite et l'exploitation des êtres humains en 2022 : une approche par les données administratives
194. Le Code de la justice pénale des mineurs, un premier bilan statistique à 15 mois
193. Les infractions à caractère raciste, prédominance de l'injure publique
192. Les ordonnances de protection contre les violences conjugales : près de 7 demandes sur 10 accordées entre 2019 et 2021
191. Près de 750 condamnations par an pour homicide
190. 50 000 personnes condamnées et en prison fin 2021

Available on the Ministry of Justice website: [Documentation/Etudes et statistiques/Infostat Justice](#)

---

### 'QUICK FACTS ABOUT JUSTICE'

**Rapid availability of core indicators for justice**

Latest issues:

8. Des familles dans plus de 4 affaires de squats sur 10
7. Sortants de prison en 2016 et 2017 : une récidive à un an stable
6. Les maisons de justice et du droit en 2022 : 1,4 million de personnes accueillies
5. La réparation de la détention provisoire à tort en 2022 : un montant moyen d'indemnisation de 26 000 € en 2022
4. Le contentieux de l'environnement en 2021 : 18 200 affaires relatives au contentieux de l'environnement traitées par le parquet
3. La récidive des sortants de prison de 2016 : plus de la moitié ont commis une nouvelle infraction dans les trois ans

Available on the Ministry of Justice website: [Documentation/Etudes et statistiques/Infos Rapides Justice](#)

---

For a printed publication, please send your request to:  
Ministry of Justice, Sub-Directorate of Statistics and Studies  
13, place Vendôme - 75 042 Paris Cedex 01

---